



**VISBEEN**  
architects  
www.visbeen.com  
616•285•9901  
© VISBEEN ARCHITECTS, Inc.

PROJECT :  
**WEXLEY**

DESCRIPTION :  
**Main Level**  
1,154 SF  
**Upper Level**  
1,294 SF  
**Lower Level**  
1,150 SF  
**Bedrooms**  
4  
**Baths**  
3 & 1 HALF

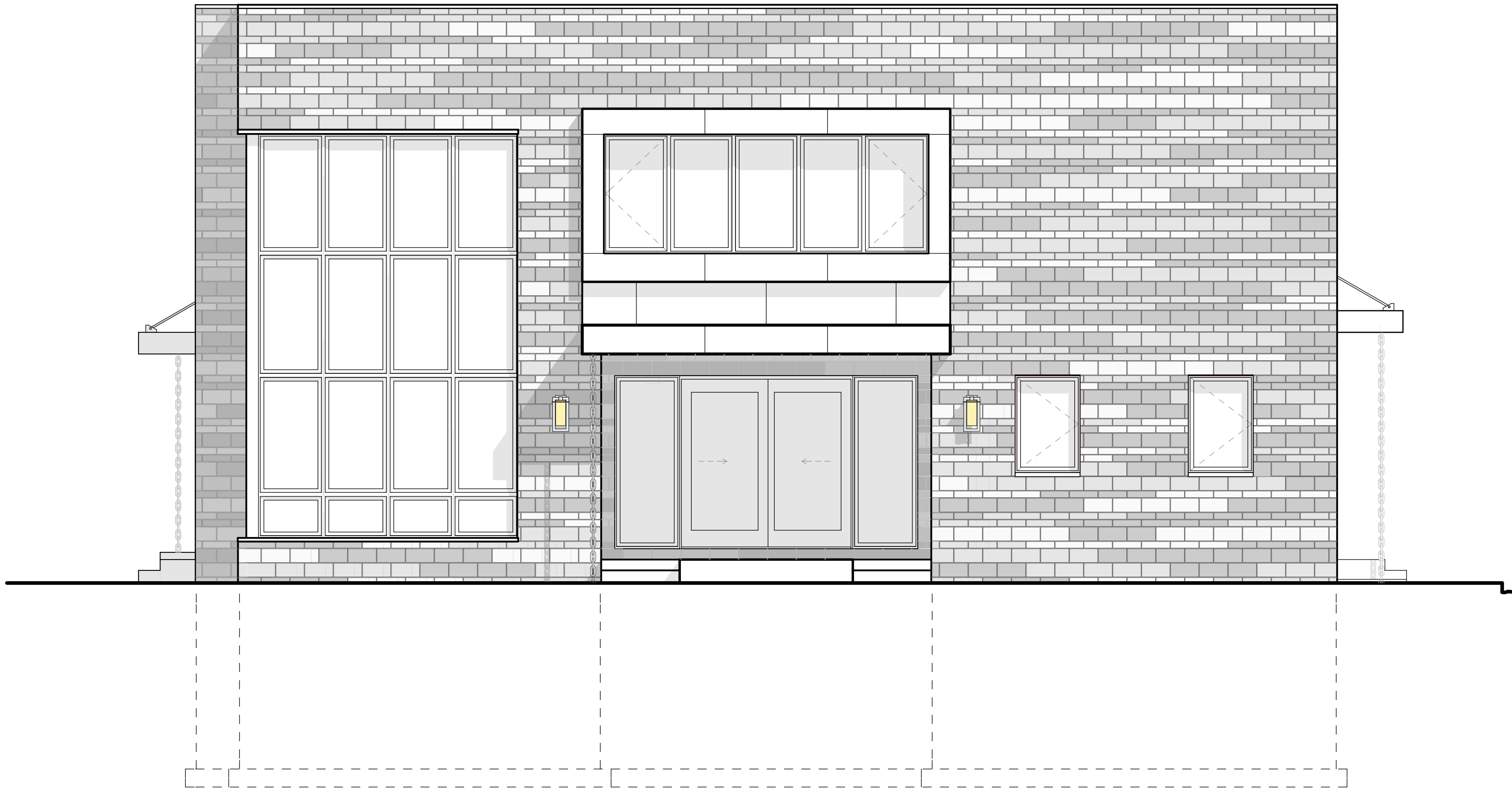
NOTICE OF COPYRIGHT :  
ALL CONTENT OF THIS DOCUMENT IS PROTECTED BY COPYRIGHT. USERS ARE PROHIBITED FROM MODIFYING, COPYING, DISTRIBUTING, TRANSMITTING, DISPLAYING, PUBLISHING, SELLING, LICENSING, CREATING DERIVATIVE WORK OR USING ANY CONTENT CONTAINED IN THIS DOCUMENT FOR PERSONAL, COMMERCIAL OR PUBLIC PURPOSES, EXCEPT WITH THE EXPRESSED WRITTEN PERMISSION OF VISBEEN ARCHITECTS, Inc. THE ARCHITECTURAL WORK AND COPYRIGHTED WORKS ARE GRANTED THRU THE LAWFUL PURCHASE OF THESE PLANS FOR THE CONSTRUCTION OF THIS RESIDENCE AND THEREFORE RESTRICTS THE USE OF THIS DOCUMENT TO ONE SINGULAR USE. UNAUTHORIZED USE OF ANY INTELLECTUAL PROPERTY OF VISBEEN ARCHITECTS, Inc. INCLUDING THE CREATION OF DERIVATIVE ARCHITECTURAL WORKS, IS ILLEGAL UNDER FEDERAL LAW

SHEET TITLE :  
**EXTERIOR ELEVATION**

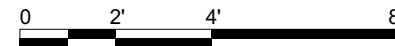
STYLE :  
**Contemporary**

ISSUE DESCRIPTION :  
**SINGULAR USE**

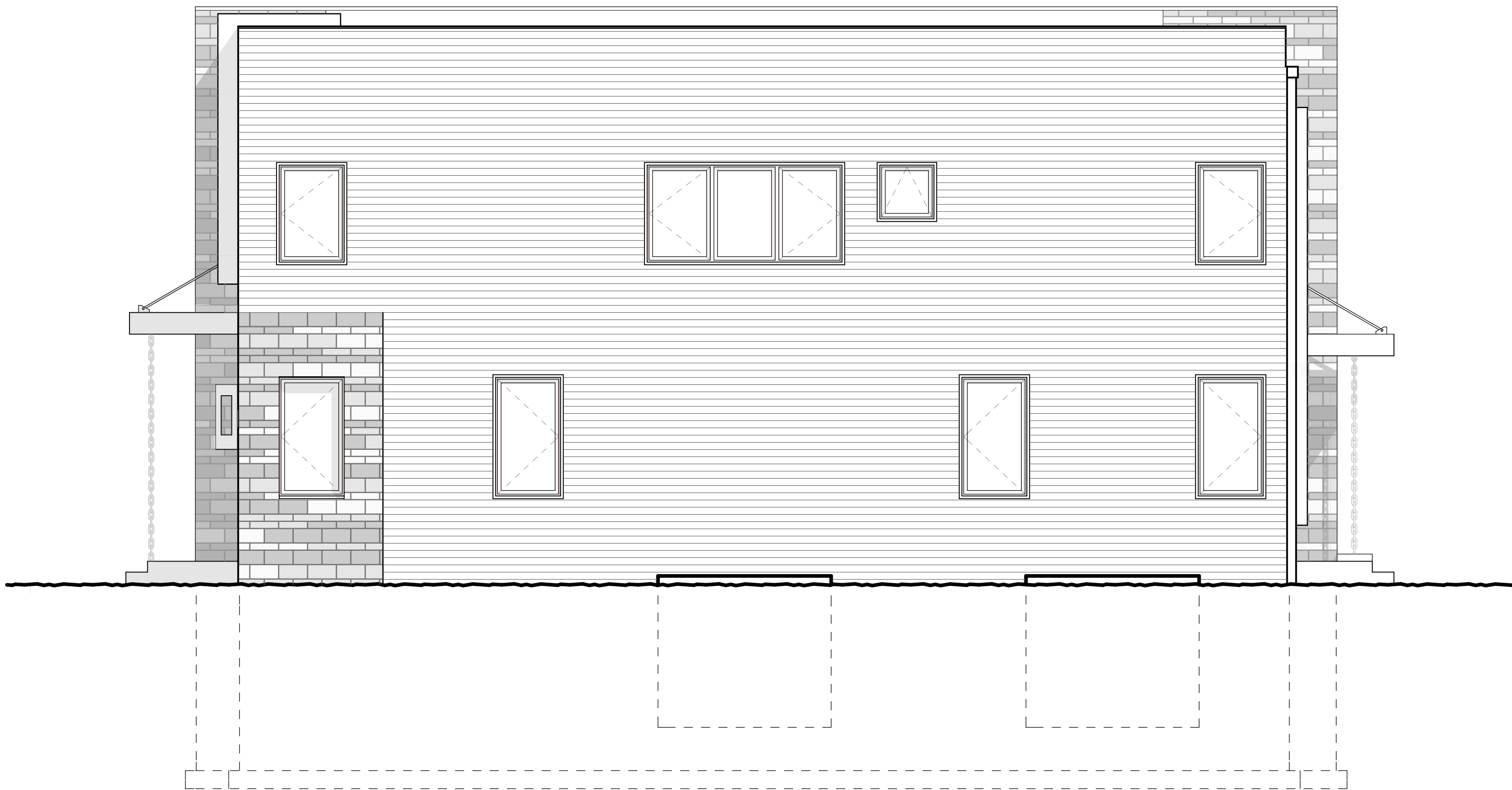

SHEET NO. :  
**A1.1**



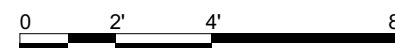
**1** SOUTHWEST ELEVATION (left)  
A1.1 SCALE: 1/4" = 1'-0"



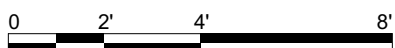
**2** SOUTHEAST ELEVATION (front)  
A1.1 SCALE: 1/4" = 1'-0"



**3** NORTHEAST ELEVATION (right)  
A1.1 SCALE: 1/4" = 1'-0"



**4** NORTHWEST ELEVATION (back)  
A1.1 SCALE: 1/4" = 1'-0"





**VISBEEN**  
architects

www.visbeen.com  
616•285•9901

© VISBEEN ARCHITECTS, Inc.

PROJECT :

**WEXLEY**

DESCRIPTION :

Main Level  
1,154 SF  
Upper Level  
1,294 SF  
Lower Level  
1,150 SF  
Bedrooms  
4  
Baths  
3 & 1 HALF

NOTICE OF COPYRIGHT :  
ALL CONTENT OF THIS DOCUMENT IS PROTECTED BY COPYRIGHT. USERS ARE PROHIBITED FROM MODIFYING, COPYING, DISTRIBUTING, TRANSMITTING, DISPLAYING, PUBLISHING, SELLING, LICENSING, CREATING DERIVATIVE WORK OR USING ANY CONTENT CONTAINED IN THIS DOCUMENT FOR PERSONAL, COMMERCIAL OR PUBLIC PURPOSES, EXCEPT WITH THE EXPRESSED WRITTEN PERMISSION OF VISBEEN ARCHITECTS, Inc. THE ARCHITECTURAL WORK AND COPYRIGHTED WORKS ARE GRANTED THRU THE LAWFUL PURCHASE OF THESE PLANS FOR THE CONSTRUCTION OF THIS RESIDENCE AND THEREFORE RESTRICTS THE USE OF THIS DOCUMENT TO ONE SINGULAR USE. UNAUTHORIZED USE OF ANY INTELLECTUAL PROPERTY OF VISBEEN ARCHITECTS, Inc. INCLUDING THE CREATION OF DERIVATIVE ARCHITECTURAL WORKS, IS ILLEGAL UNDER FEDERAL LAW

SHEET TITLE :

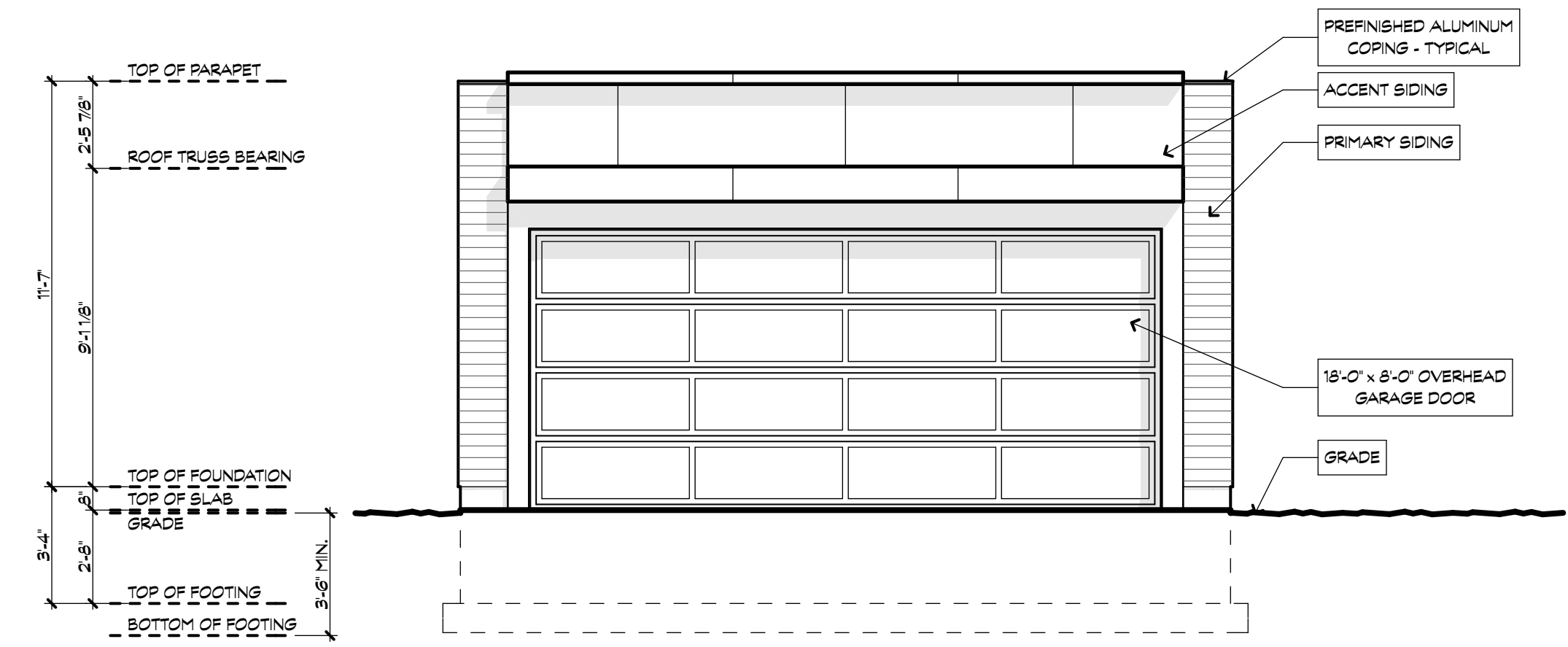
**EXTERIOR  
ELEVATION  
- GARAGE**

STYLE :  
**Contemporary**

ISSUE DESCRIPTION :  
**SINGULAR USE**

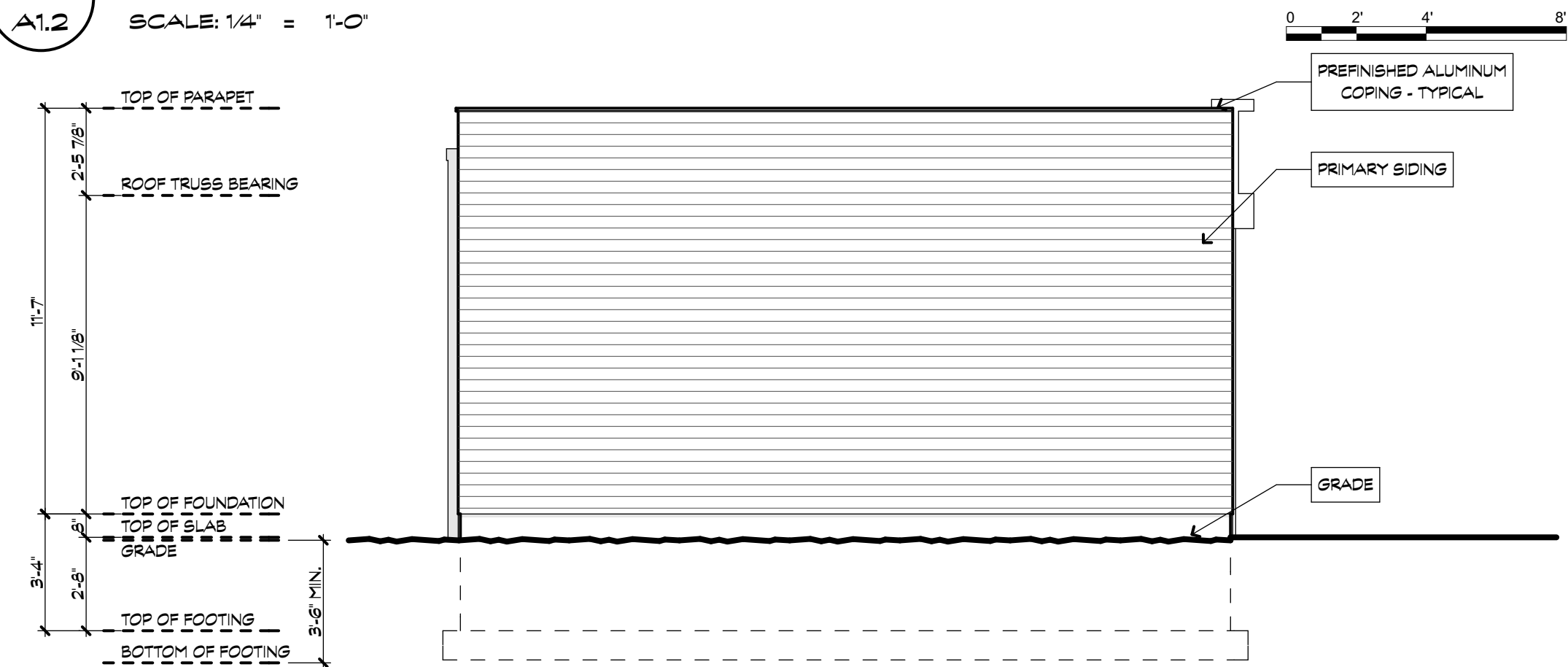
SHEET NO. :

**A1.2**



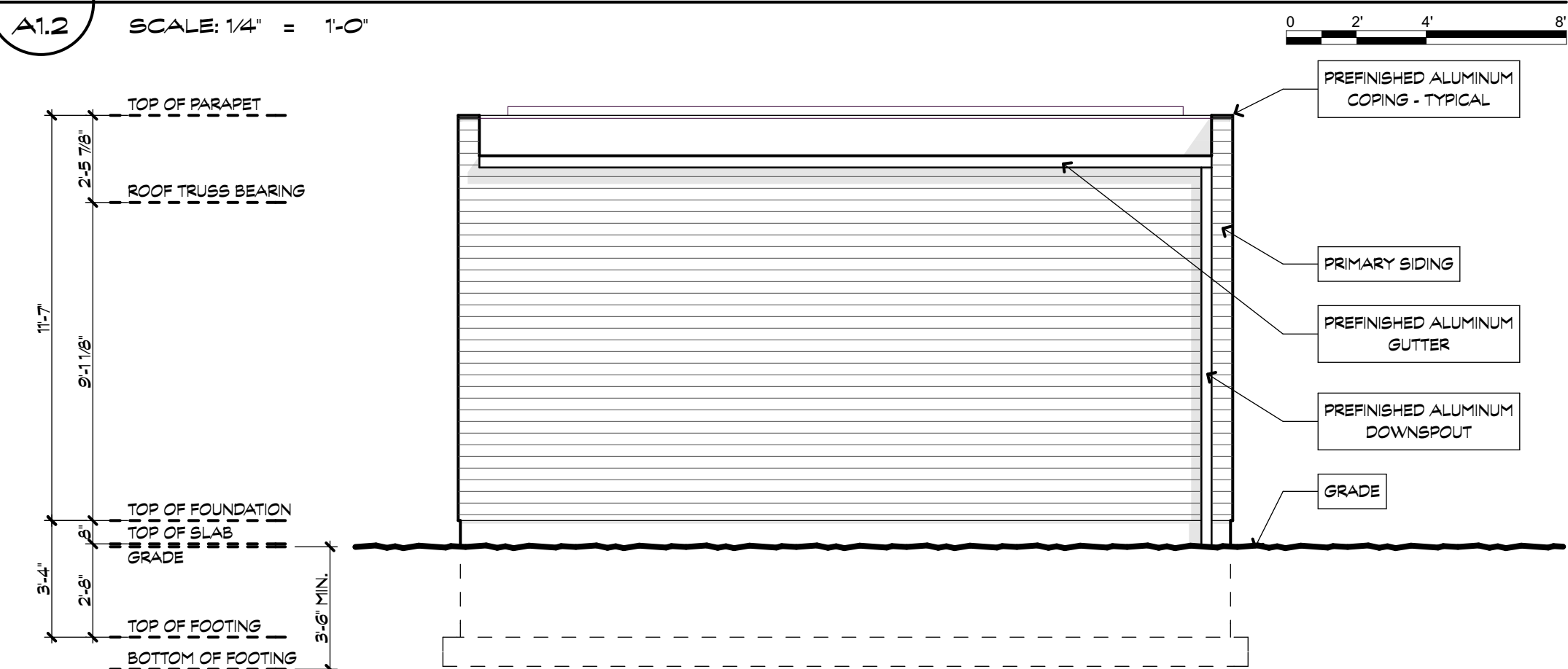
**3 SOUTHEAST ELEVATION (front)**

SCALE: 1/4" = 1'-0"



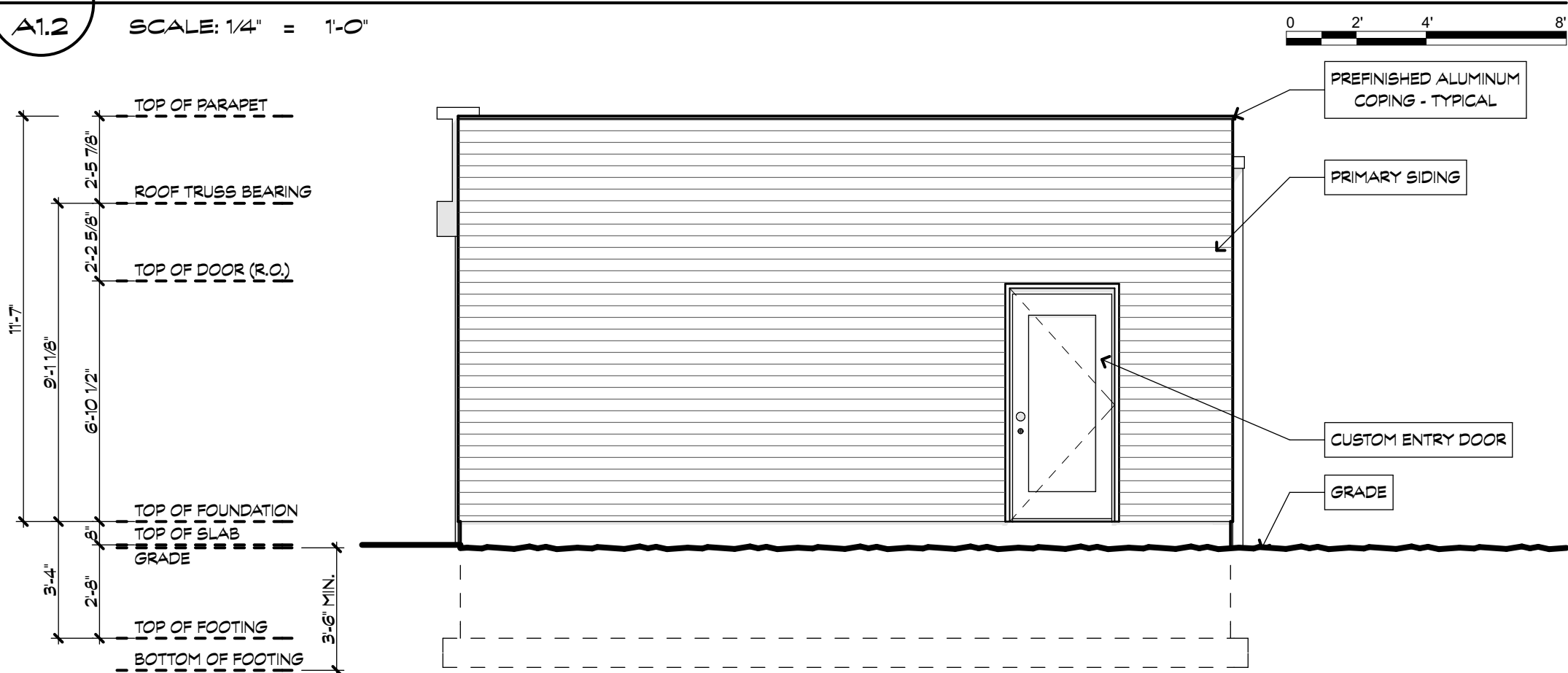
**4 SOUTHWEST ELEVATION (left)**

SCALE: 1/4" = 1'-0"



**5 NORTHWEST ELEVATION (back)**

SCALE: 1/4" = 1'-0"



**6 NORTHEAST ELEVATION (right)**

SCALE: 1/4" = 1'-0"





**VISBEEN**  
architects

www.visbeen.com  
616•285•9901

© VISBEEN ARCHITECTS, Inc.

PROJECT :

**WEXLEY**

DESCRIPTION :

**Main Level**  
1,154 SF  
**Upper Level**  
1,294 SF  
**Lower Level**  
1,150 SF  
**Bedrooms**  
4  
**Baths**  
3 & 1 HALF

NOTICE OF COPYRIGHT :  
ALL CONTENT OF THIS DOCUMENT IS PROTECTED BY COPYRIGHT. USERS ARE PROHIBITED FROM MODIFYING, COPYING, DISTRIBUTING, TRANSMITTING, DISPLAYING, PUBLISHING, SELLING, LICENSING, CREATING DERIVATIVE WORK OR USING ANY CONTENT CONTAINED IN THIS DOCUMENT FOR PERSONAL, COMMERCIAL OR PUBLIC PURPOSES, EXCEPT WITH THE EXPRESSED WRITTEN PERMISSION OF VISBEEN ARCHITECTS, Inc. THE ARCHITECTURAL WORK AND COPYRIGHTED WORKS ARE GRANTED THRU THE LAWFUL PURCHASE OF THESE PLANS FOR THE CONSTRUCTION OF THIS RESIDENCE AND THEREFORE RESTRICTS THE USE OF THIS DOCUMENT TO ONE SINGULAR USE. UNAUTHORIZED USE OF ANY INTELLECTUAL PROPERTY OF VISBEEN ARCHITECTS, Inc. INCLUDING THE CREATION OF DERIVATIVE ARCHITECTURAL WORKS, IS ILLEGAL UNDER FEDERAL LAW

SHEET TITLE :

**DESIGN  
PLANS**

STYLE :

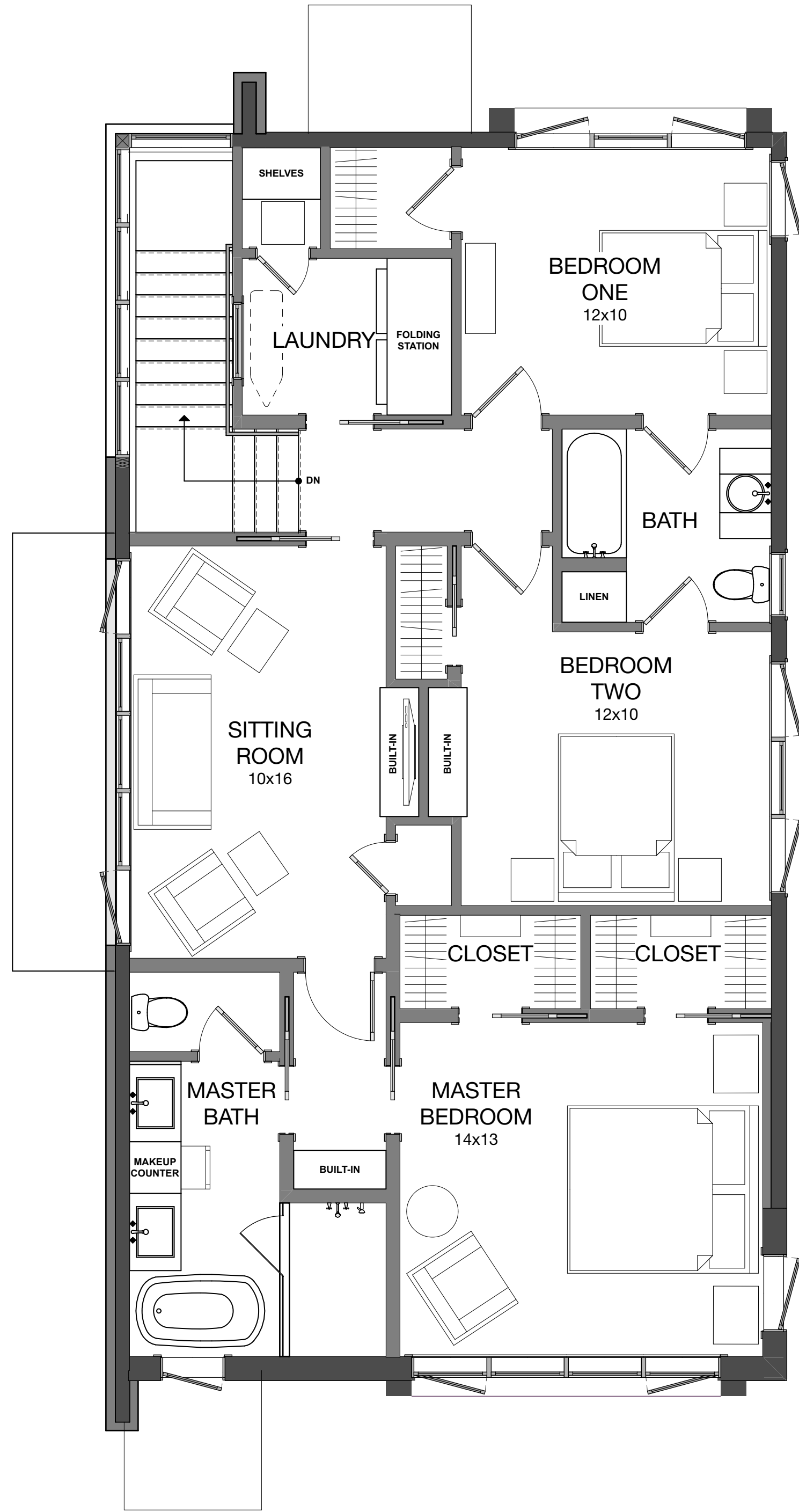
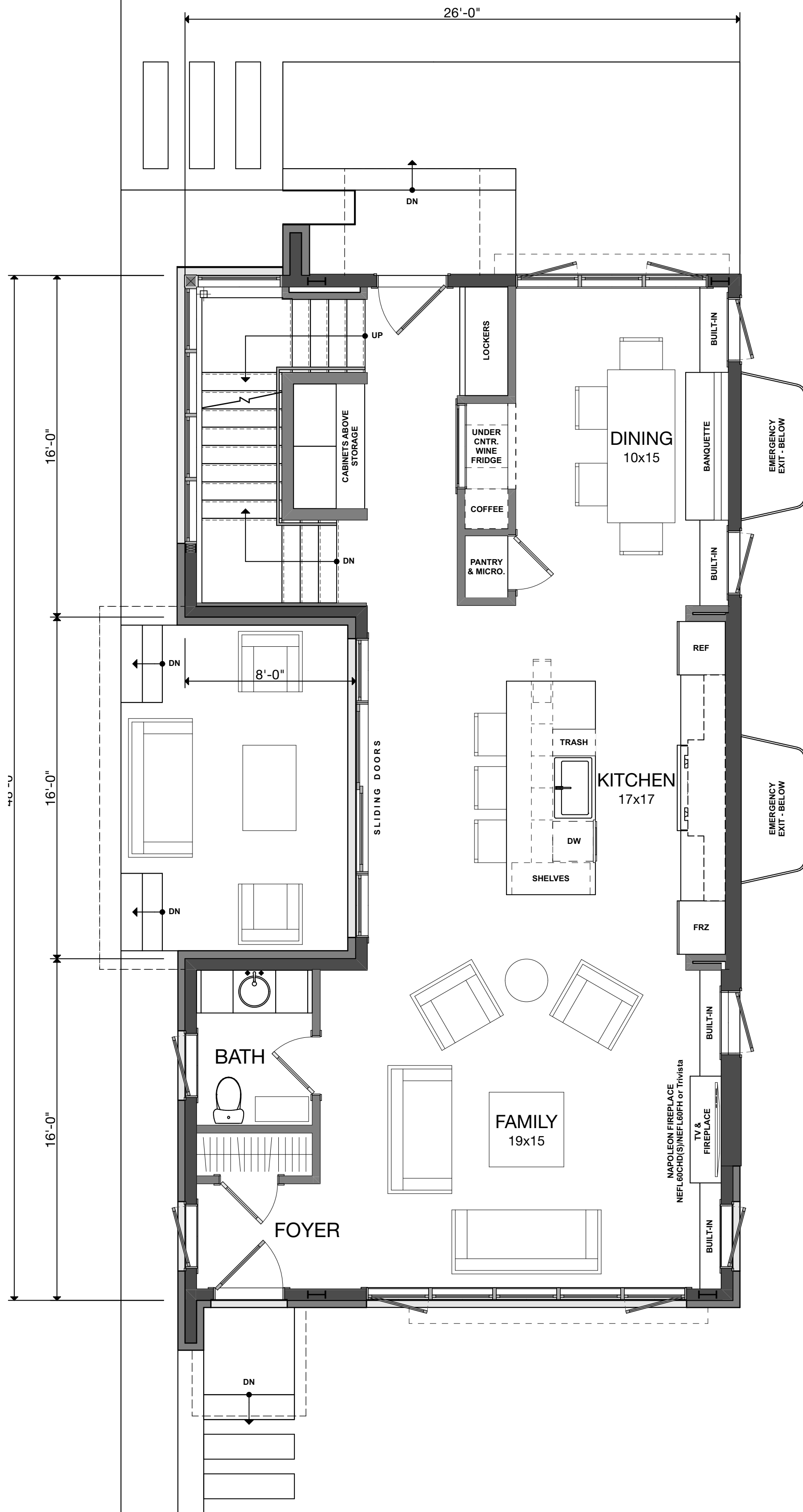
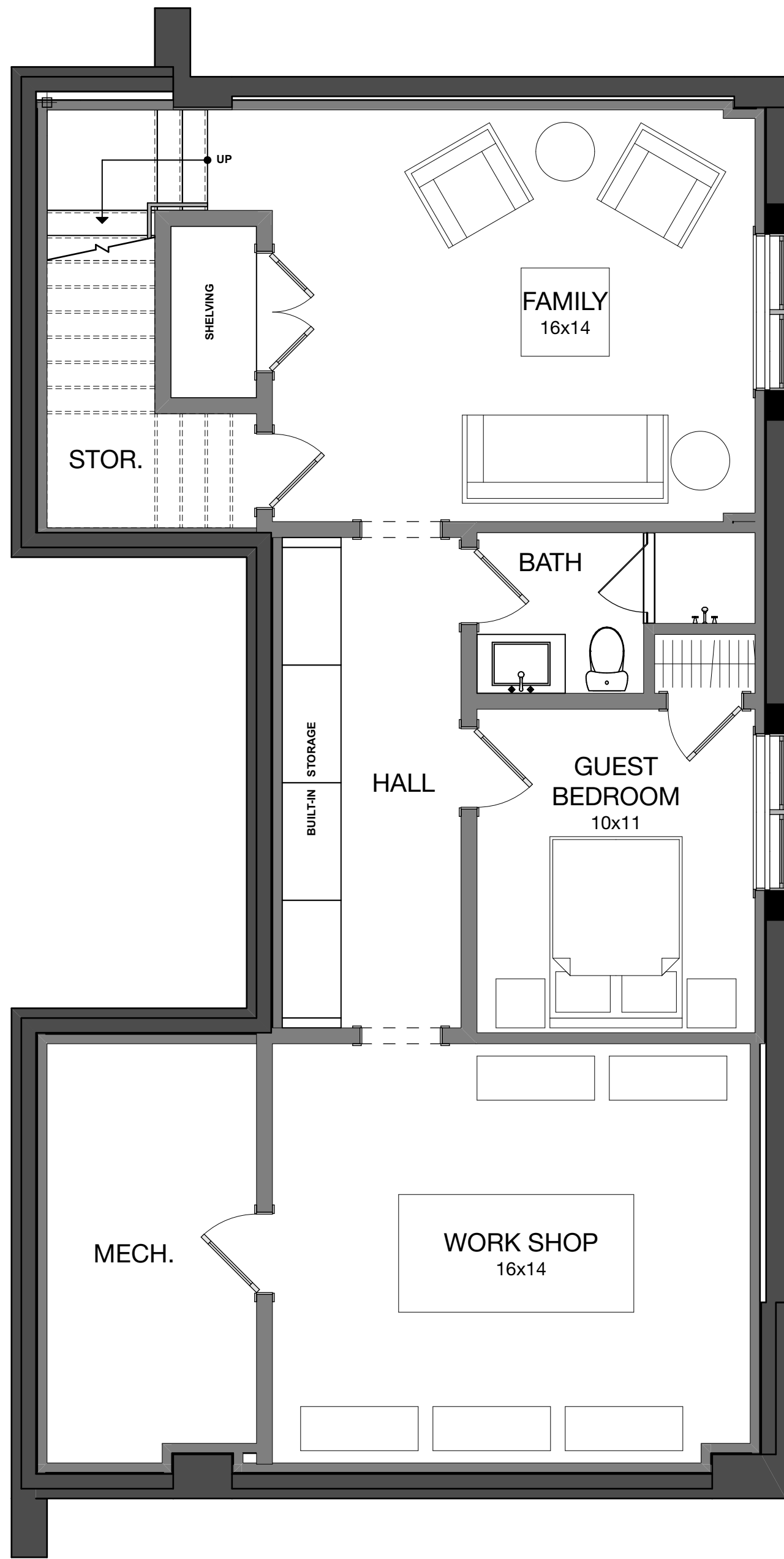
**Contemporary**

ISSUE DESCRIPTION :

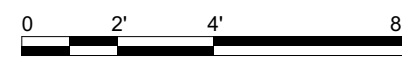
**SINGULAR USE**

SHEET NO. :

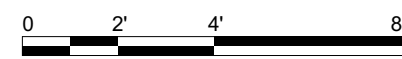
**A2.1**



**1 LOWER LEVEL DESIGN PLAN**  
A2.1 SCALE: 1/4" = 1'-0"



**2 MAIN LEVEL DESIGN PLAN**  
A2.1 SCALE: 1/4" = 1'-0"



**3 UPPER LEVEL DESIGN PLAN**  
A2.1 SCALE: 1/4" = 1'-0"







**VISBEEN**  
architects

www.visbeen.com  
616•285•9901

© VISBEEN ARCHITECTS, Inc.

PROJECT:

**WEXLEY**

DESCRIPTION:

**Main Level**  
1,154 SF  
**Upper Level**  
1,294 SF  
**Lower Level**  
1,150 SF  
**Bedrooms**  
4  
**Baths**  
3 & 1 HALF

NOTICE OF COPYRIGHT:  
ALL CONTENT OF THIS DOCUMENT IS PROTECTED BY COPYRIGHT. USERS ARE PROHIBITED FROM MODIFYING, COPYING, DISTRIBUTING, TRANSMITTING, DISPLAYING, PUBLISHING, SELLING, LICENSING, CREATING DERIVATIVE WORK OR USING ANY CONTENT CONTAINED IN THIS DOCUMENT FOR PERSONAL, COMMERCIAL OR PUBLIC PURPOSES, EXCEPT WITH THE EXPRESSED WRITTEN PERMISSION OF VISBEEN ARCHITECTS, Inc. THE ARCHITECTURAL WORK AND COPYRIGHTED WORKS ARE GRANTED THRU THE LAWFUL PURCHASE OF THESE PLANS FOR THE CONSTRUCTION OF THIS RESIDENCE AND THEREFORE RESTRICTS THE USE OF THIS DOCUMENT TO ONE SINGULAR USE. UNAUTHORIZED USE OF ANY INTELLECTUAL PROPERTY OF VISBEEN ARCHITECTS, Inc. INCLUDING THE CREATION OF DERIVATIVE ARCHITECTURAL WORKS, IS ILLEGAL UNDER FEDERAL LAW

SHEET TITLE:

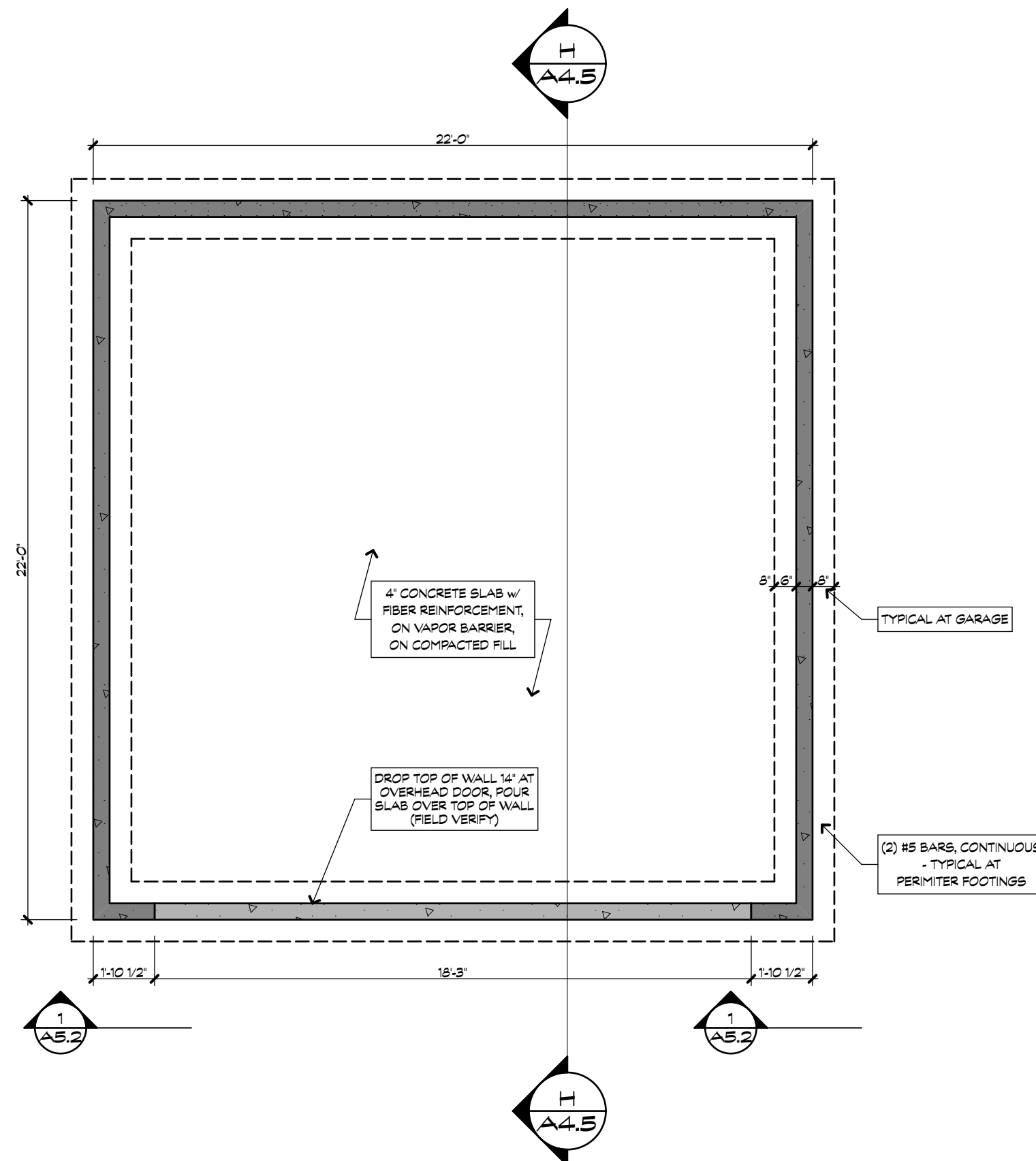
**Foundation  
Plan**

STYLE:  
**Contemporary**

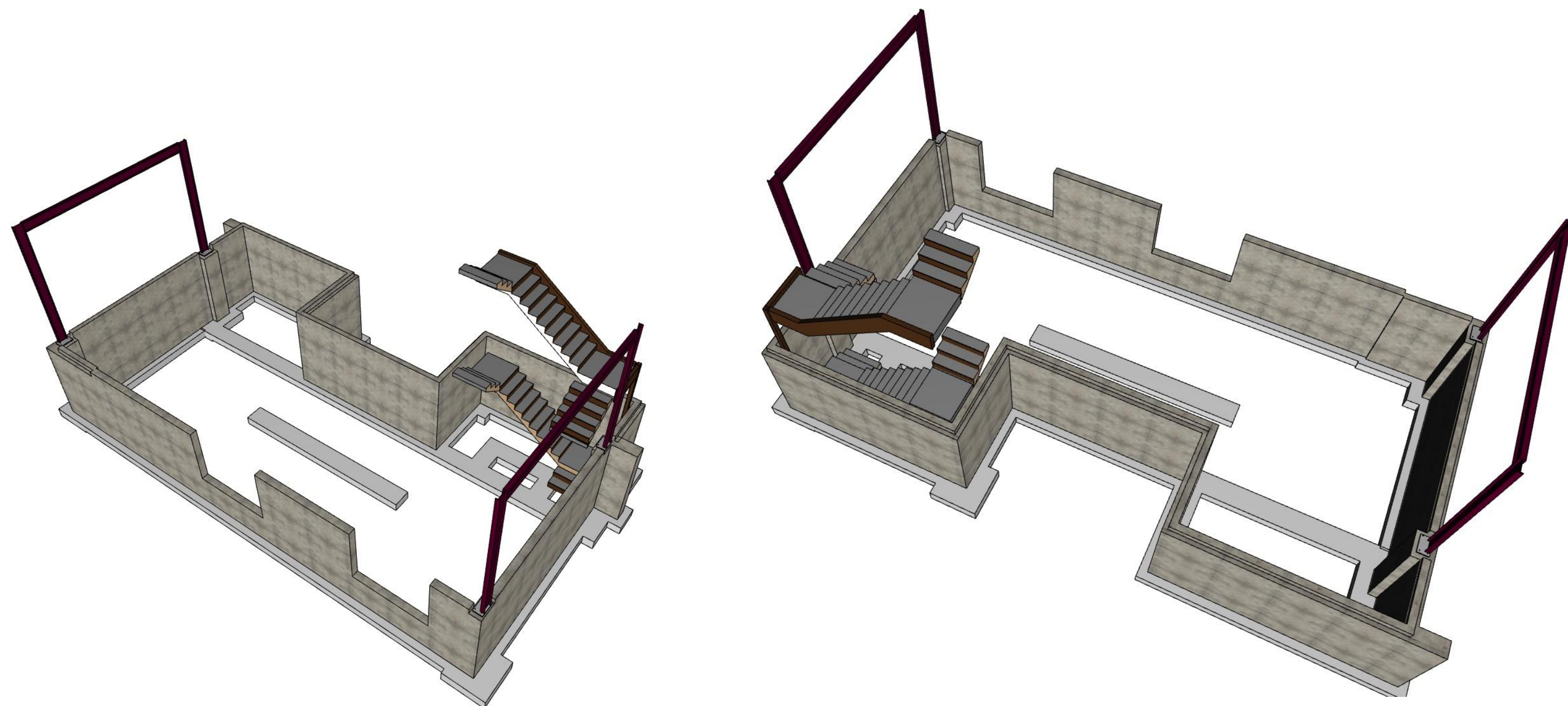
ISSUE DESCRIPTION:  
**SINGULAR USE**

SHEET NO.:

**A3.1**

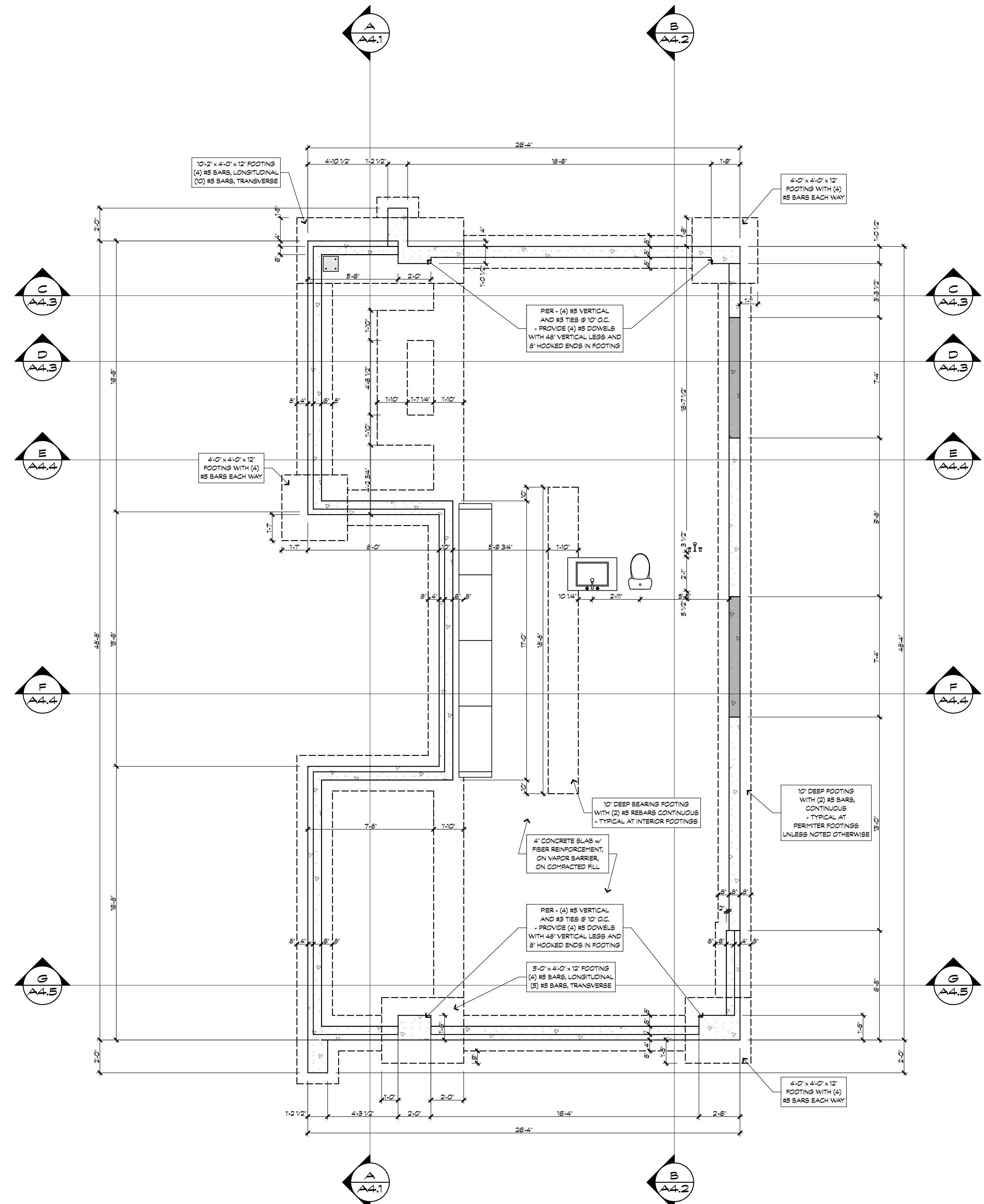


**1 FOUNDATION PLAN - GARAGE**  
A3.1 SCALE: 1/4" = 1'-0" 0 2' 4' 8'



**2 MODEL VIEW**  
A3.1 NOT TO SCALE

**3 MODEL VIEW**  
A3.1 NOT TO SCALE



**4 FOUNDATION PLAN**  
A3.1 SCALE: 1/4" = 1'-0" 0 2' 4' 8'





**VISBEEN**  
architects  
www.visbeen.com  
616•285•9901  
© VISBEEN ARCHITECTS, Inc.

PROJECT :  
**WEXLEY**

DESCRIPTION :  
**Main Level**  
1,154 SF  
**Upper Level**  
1,294 SF  
**Lower Level**  
1,150 SF  
**Bedrooms**  
4  
**Baths**  
3 & 1 HALF

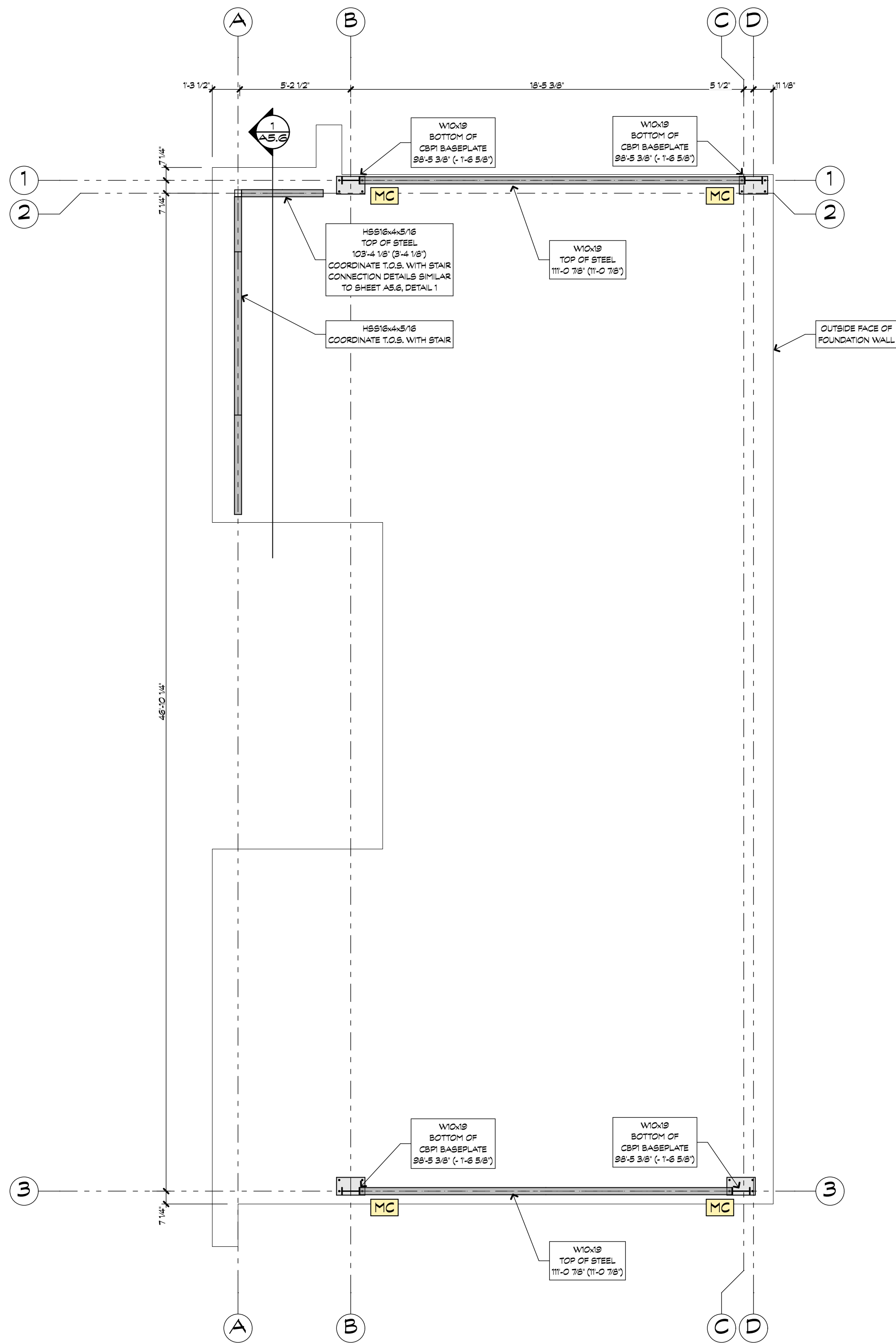
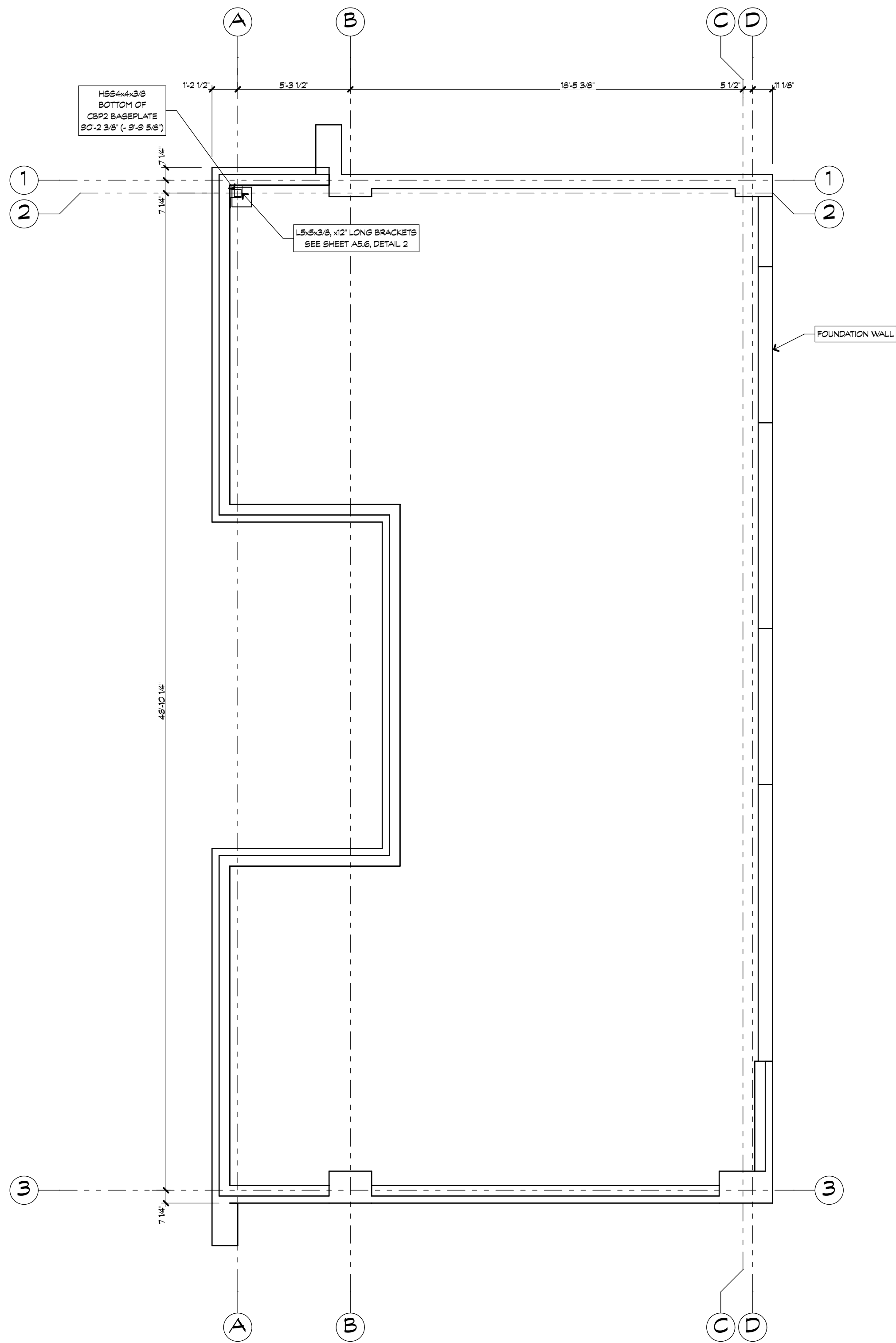
NOTICE OF COPYRIGHT :  
ALL CONTENT OF THIS DOCUMENT IS PROTECTED BY COPYRIGHT. USERS ARE PROHIBITED FROM MODIFYING, COPYING, DISTRIBUTING, TRANSMITTING, DISPLAYING, PUBLISHING, SELLING, LICENSING, CREATING DERIVATIVE WORK OR USING ANY CONTENT CONTAINED IN THIS DOCUMENT FOR PERSONAL, COMMERCIAL OR PUBLIC PURPOSES, EXCEPT WITH THE EXPRESSED WRITTEN PERMISSION OF VISBEEN ARCHITECTS, Inc. THE ARCHITECTURAL WORK AND COPYRIGHTED WORKS ARE GRANTED THRU THE LAWFUL PURCHASE OF THESE PLANS FOR THE CONSTRUCTION OF THIS RESIDENCE AND THEREFORE RESTRICTS THE USE OF THIS DOCUMENT TO ONE SINGULAR USE. UNAUTHORIZED USE OF ANY INTELLECTUAL PROPERTY OF VISBEEN ARCHITECTS, Inc. INCLUDING THE CREATION OF DERIVATIVE ARCHITECTURAL WORKS, IS ILLEGAL UNDER FEDERAL LAW

SHEET TITLE :  
**STEEL LAYOUTS**


STYLE :  
**Contemporary**

ISSUE DESCRIPTION :  
**SINGULAR USE**

SHEET NO. :  
**A3.2**



**1 LOWER LEVEL STEEL LAYOUT**  
A3.2 SCALE: 1/4" = 1'-0"



**2 MAIN LEVEL STEEL LAYOUT**  
A3.2 SCALE: 1/4" = 1'-0"





**VISBEEN**  
architects

www.visbeen.com  
616•285•9901

© VISBEEN ARCHITECTS, Inc.

PROJECT :

**WEXLEY**

DESCRIPTION :

Main Level  
1,154 SF  
Upper Level  
1,294 SF  
Lower Level  
1,150 SF  
Bedrooms  
4  
Baths  
3 & 1 HALF

NOTICE OF COPYRIGHT :  
ALL CONTENT OF THIS DOCUMENT IS PROTECTED BY COPYRIGHT. USERS ARE PROHIBITED FROM MODIFYING, COPYING, DISTRIBUTING, TRANSMITTING, DISPLAYING, PUBLISHING, SELLING, LICENSING, CREATING DERIVATIVE WORK OR USING ANY CONTENT CONTAINED IN THIS DOCUMENT FOR PERSONAL, COMMERCIAL OR PUBLIC PURPOSES, EXCEPT WITH THE EXPRESSED WRITTEN PERMISSION OF VISBEEN ARCHITECTS, Inc. THE ARCHITECTURAL WORK AND COPYRIGHTED WORKS ARE GRANTED THRU THE LAWFUL PURCHASE OF THESE PLANS FOR THE CONSTRUCTION OF THIS RESIDENCE AND THEREFORE RESTRICTS THE USE OF THIS DOCUMENT TO ONE SINGULAR USE. UNAUTHORIZED USE OF ANY INTELLECTUAL PROPERTY OF VISBEEN ARCHITECTS, Inc. INCLUDING THE CREATION OF DERIVATIVE ARCHITECTURAL WORKS, IS ILLEGAL UNDER FEDERAL LAW

SHEET TITLE :

**MAIN AND  
UPPER  
FLOOR  
FRAMING  
PLANS**

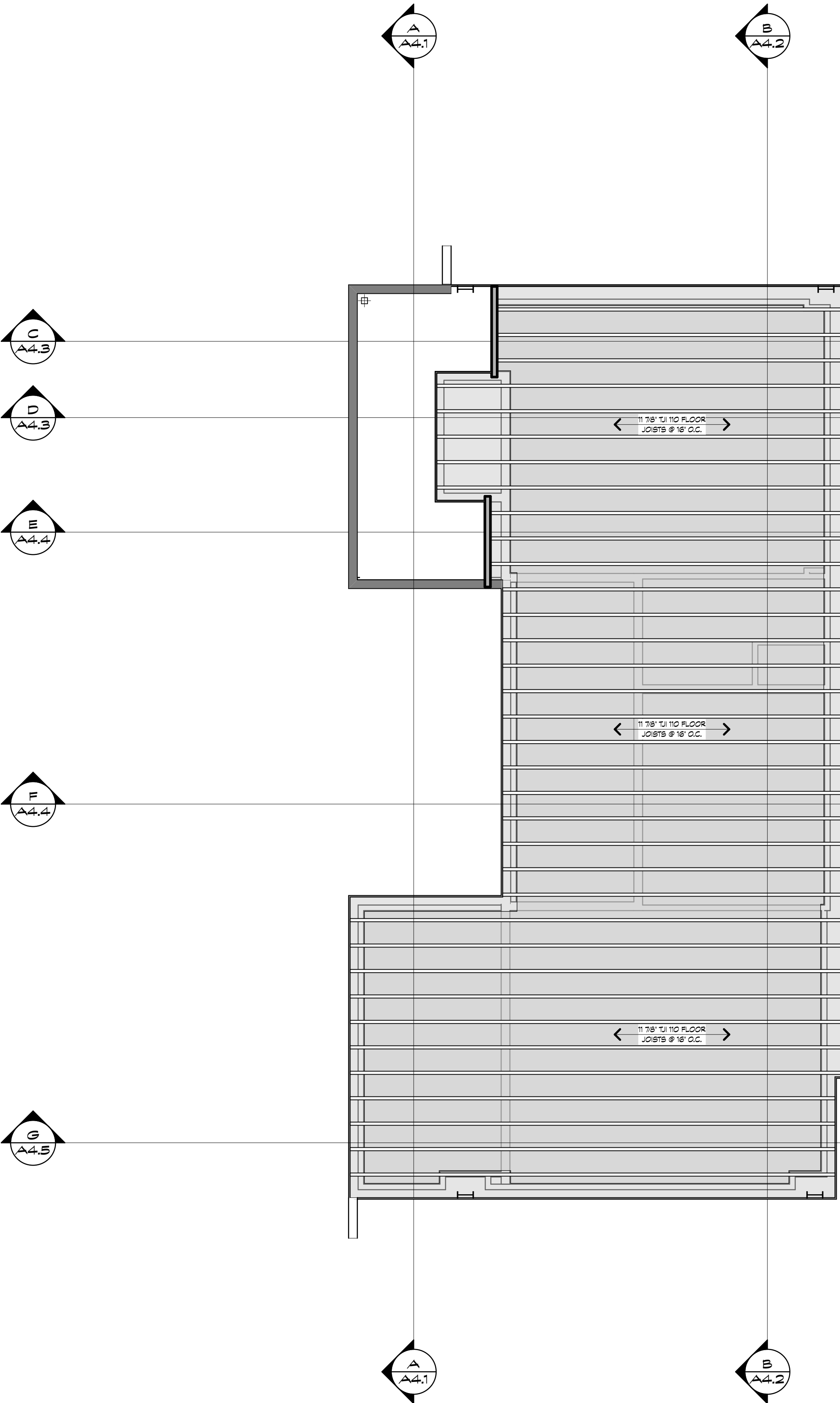
STYLE :  
**Contemporary**

ISSUE DESCRIPTION :  
**SINGULAR USE**

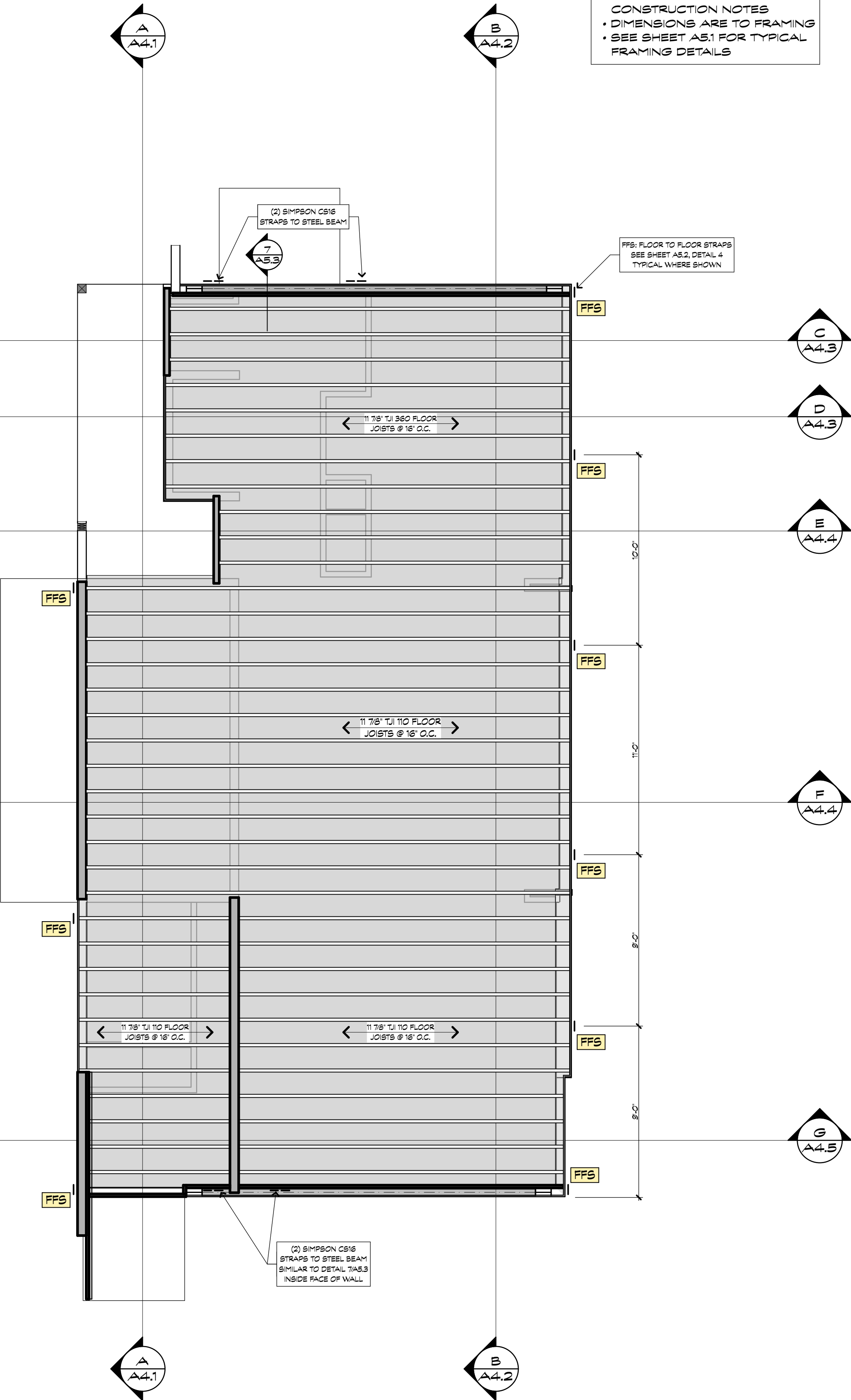

SHEET NO. :

**A3.3**


FRAMING NOTES:  
• JOIST LAYOUT FOR REFERENCE ONLY, REFER TO MANUFACTURERS ENGINEERING AND SHOP DRAWINGS  
• SEE SHEET A0.1 FOR CONSTRUCTION NOTES  
• DIMENSIONS ARE TO FRAMING  
• SEE SHEET A5.1 FOR TYPICAL FRAMING DETAILS



**1** MAIN LEVEL FLOOR LAYOUT PLAN (for reference)  
A3.3 SCALE: 1/4" = 1'-0"



**2** UPPER LEVEL FLOOR FRAMING PLAN  
A3.3 SCALE: 1/4" = 1'-0"





**VISBEEN**  
architects

www.visbeen.com  
616•285•9901

© VISBEEN ARCHITECTS, Inc.

PROJECT:

**WEXLEY**

DESCRIPTION:

Main Level  
1,154 SF  
Upper Level  
1,294 SF  
Lower Level  
1,150 SF  
Bedrooms  
4  
Baths  
3 & 1 HALF

NOTICE OF COPYRIGHT:

ALL CONTENT OF THIS DOCUMENT IS PROTECTED BY COPYRIGHT. USERS ARE PROHIBITED FROM MODIFYING, COPYING, DISTRIBUTING, TRANSMITTING, DISPLAYING, PUBLISHING, SELLING, LICENSING, CREATING DERIVATIVE WORK OR USING ANY CONTENT CONTAINED IN THIS DOCUMENT FOR PERSONAL, COMMERCIAL OR PUBLIC PURPOSES, EXCEPT WITH THE EXPRESSED WRITTEN PERMISSION OF VISBEEN ARCHITECTS, Inc. THE ARCHITECTURAL WORK AND COPYRIGHTED WORKS ARE GRANTED THRU THE LAWFUL PURCHASE OF THESE PLANS FOR THE CONSTRUCTION OF THIS RESIDENCE AND THEREFORE RESTRICTS THE USE OF THIS DOCUMENT TO ONE SINGULAR USE. UNAUTHORIZED USE OF ANY INTELLECTUAL PROPERTY OF VISBEEN ARCHITECTS, Inc. INCLUDING THE CREATION OF DERIVATIVE ARCHITECTURAL WORKS, IS ILLEGAL UNDER FEDERAL LAW

SHEET TITLE  
**GARAGE  
AND  
LOWER  
LEVEL  
WALL  
FRAMING  
PLANS**

STYLE:  
**Contemporary**

ISSUE DESCRIPTION:  
**SINGULAR USE**

SHEET NO.:

**A3.4**

FRAMING NOTES:  
• SEE SHEET A4.1 FOR CONSTRUCTION NOTES  
• DIMENSIONS ARE TO FRAMING  
• SEE SHEET A5.1 FOR TYPICAL FRAMING DETAILS

**WALL KEY**

FOUNDATION WALLS

EXTERIOR WALLS:

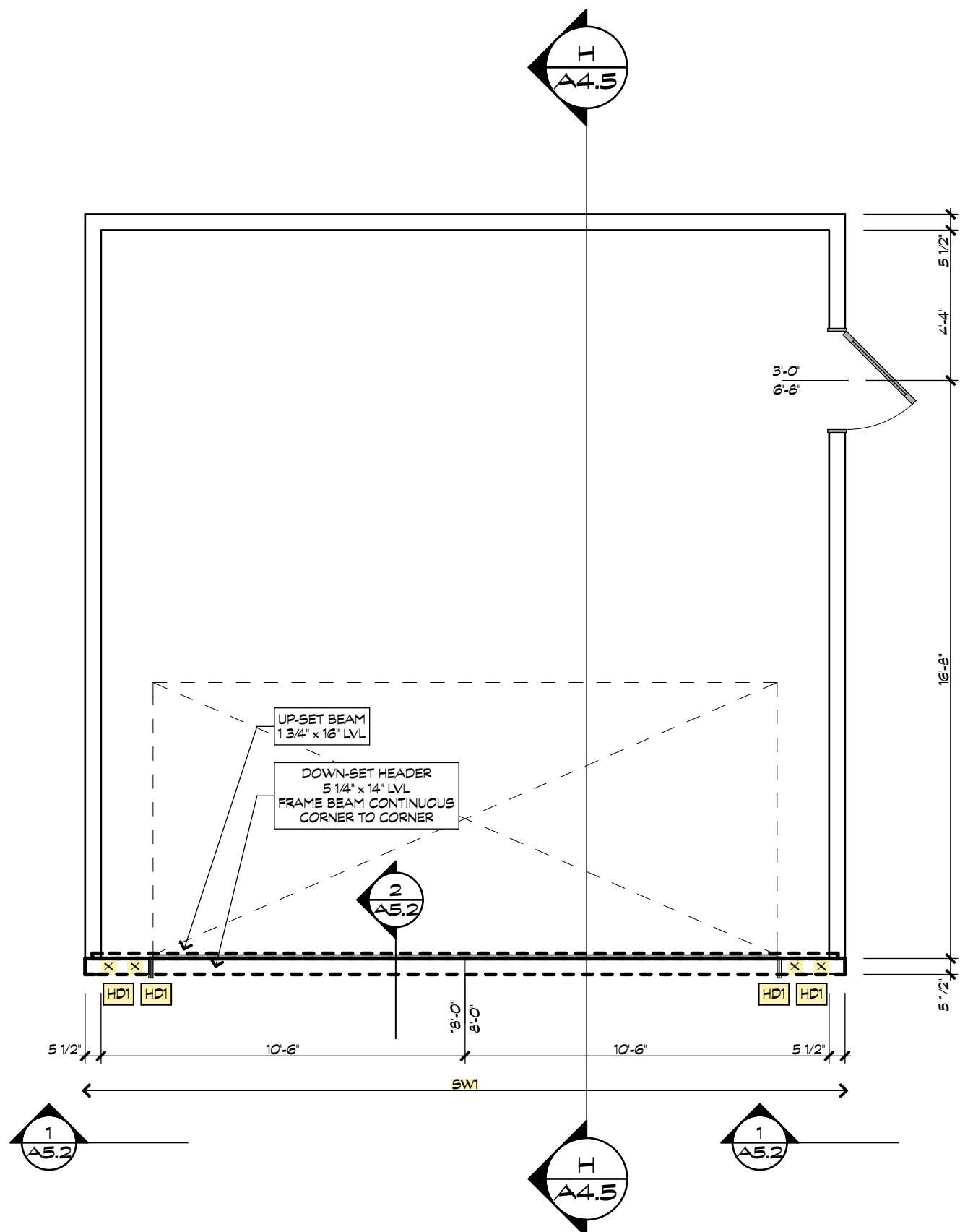
- 2x6's, 2x6's or 2x10's @ 16" O.C.
- 7/16" APA RATED SHEATHING
- INSULATION (PER BUILDER)
- VAPOR BARRIER (PER BUILDER)
- SIDING (SEE ELEVATIONS)

INTERIOR BEARING WALLS:

- 1/2" DRYWALL
- 2x6's @ 16" O.C.
- TREATED 2x BOTTOM PLATE
- 1/2" DRYWALL

INTERIOR PARTITION WALLS:

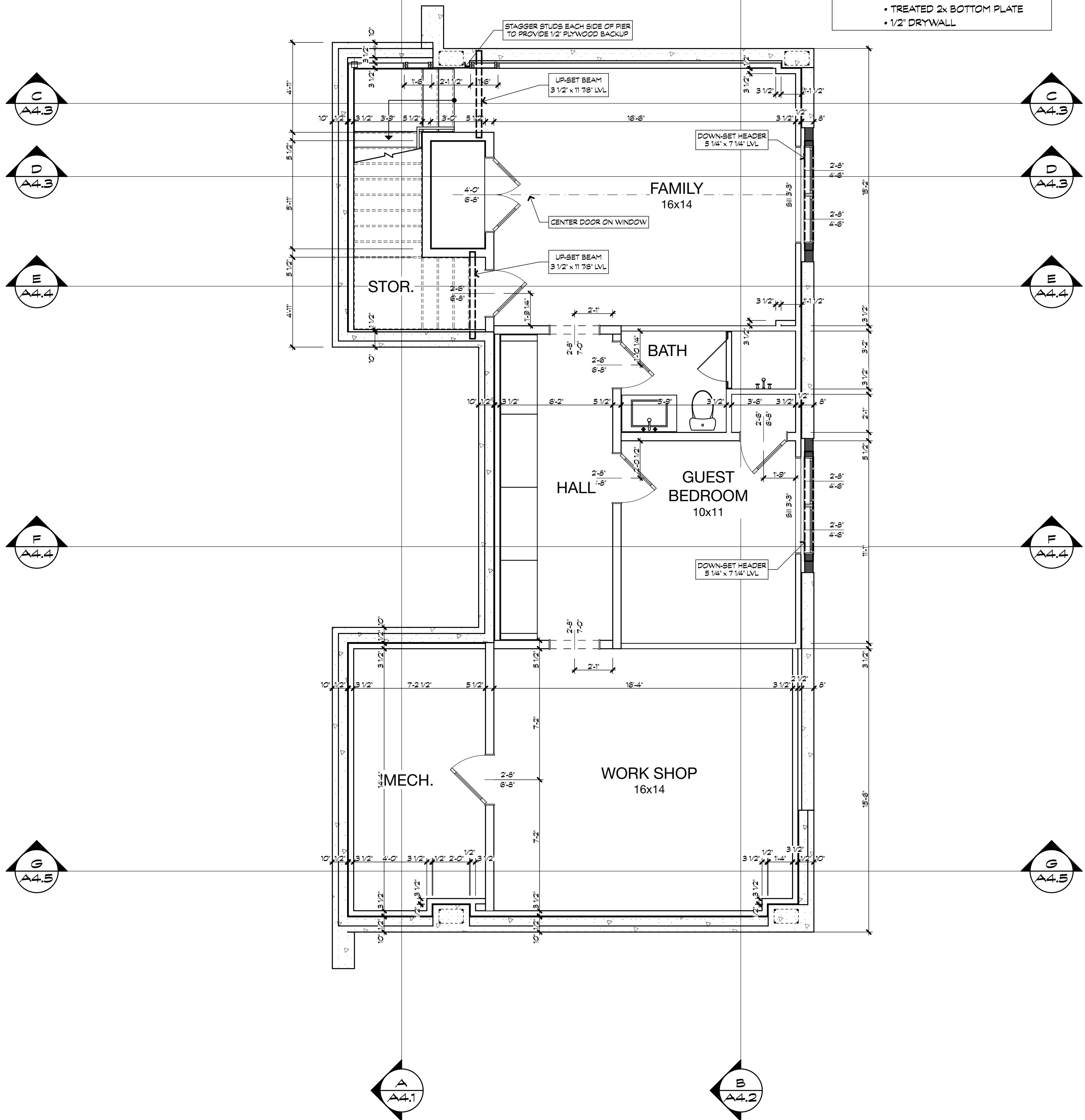
- 2x4's or 2x6's @ 16" O.C.
- TREATED 2x BOTTOM PLATE
- 1/2" DRYWALL



**1 WALL FRAMING - GARAGE**

SCALE: 1/4" = 1'-0"

0 2' 4' 8'



**2 LOWER LEVEL WALL FRAMING PLAN**

SCALE: 1/4" = 1'-0"

0 2' 4' 8'





**VISBEEN**  
architects

www.visbeen.com  
616•285•9901

© VISBEEN ARCHITECTS, Inc.

PROJECT:

**WEXLEY**

DESCRIPTION:

Main Level

1,154 SF

Upper Level

1,294 SF

Lower Level

1,150 SF

Bedrooms 4

Baths

3 & 1 HALF

NOTICE OF COPYRIGHT:

ALL CONTENT OF THIS DOCUMENT IS PROTECTED BY COPYRIGHT. USERS ARE PROHIBITED FROM MODIFYING, COPYING, DISTRIBUTING, TRANSMITTING, DISPLAYING, PUBLISHING, SELLING, LICENSING, CREATING DERIVATIVE WORK OR USING ANY CONTENT CONTAINED IN THIS DOCUMENT FOR PERSONAL, COMMERCIAL OR PUBLIC PURPOSES, EXCEPT WITH THE EXPRESSED WRITTEN PERMISSION OF VISBEEN ARCHITECTS, Inc. THE ARCHITECTURAL WORK AND COPYRIGHTED WORKS ARE GRANTED THRU THE LAWFUL PURCHASE OF THESE PLANS FOR THE CONSTRUCTION OF THIS RESIDENCE AND THEREFORE RESTRICTS THE USE OF THIS DOCUMENT TO ONE SINGULAR USE. UNAUTHORIZED USE OF ANY INTELLECTUAL PROPERTY OF VISBEEN ARCHITECTS, Inc. INCLUDING THE CREATION OF DERIVATIVE ARCHITECTURAL WORKS, IS ILLEGAL UNDER FEDERAL LAW.

SHEET TITLE:

**MAIN AND  
UPPER  
LEVEL  
WALL  
FRAMING  
PLANS**

STYLE:

**Contemporary**

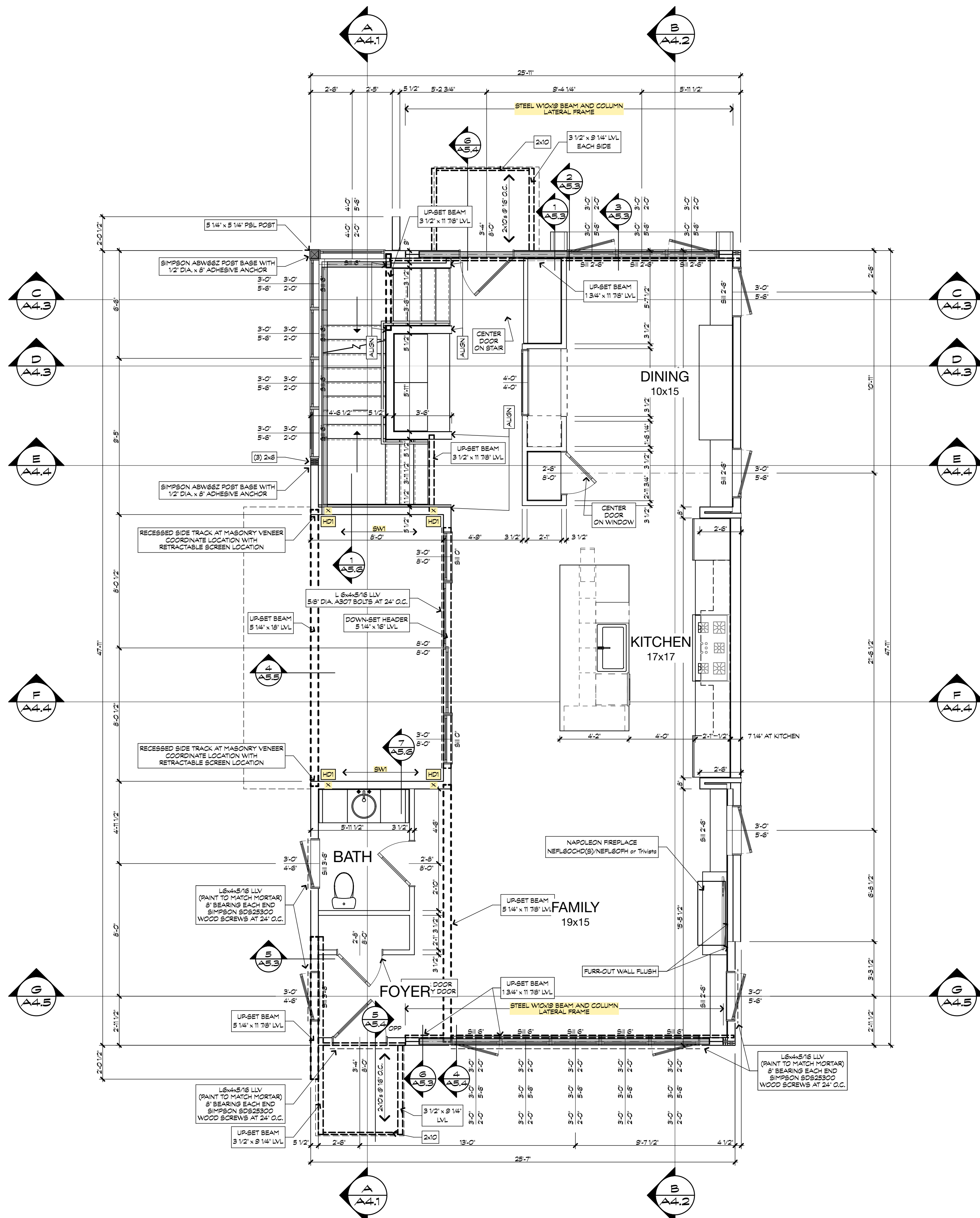
ISSUE DESCRIPTION:

**SINGULAR USE**

SHEET NO.:

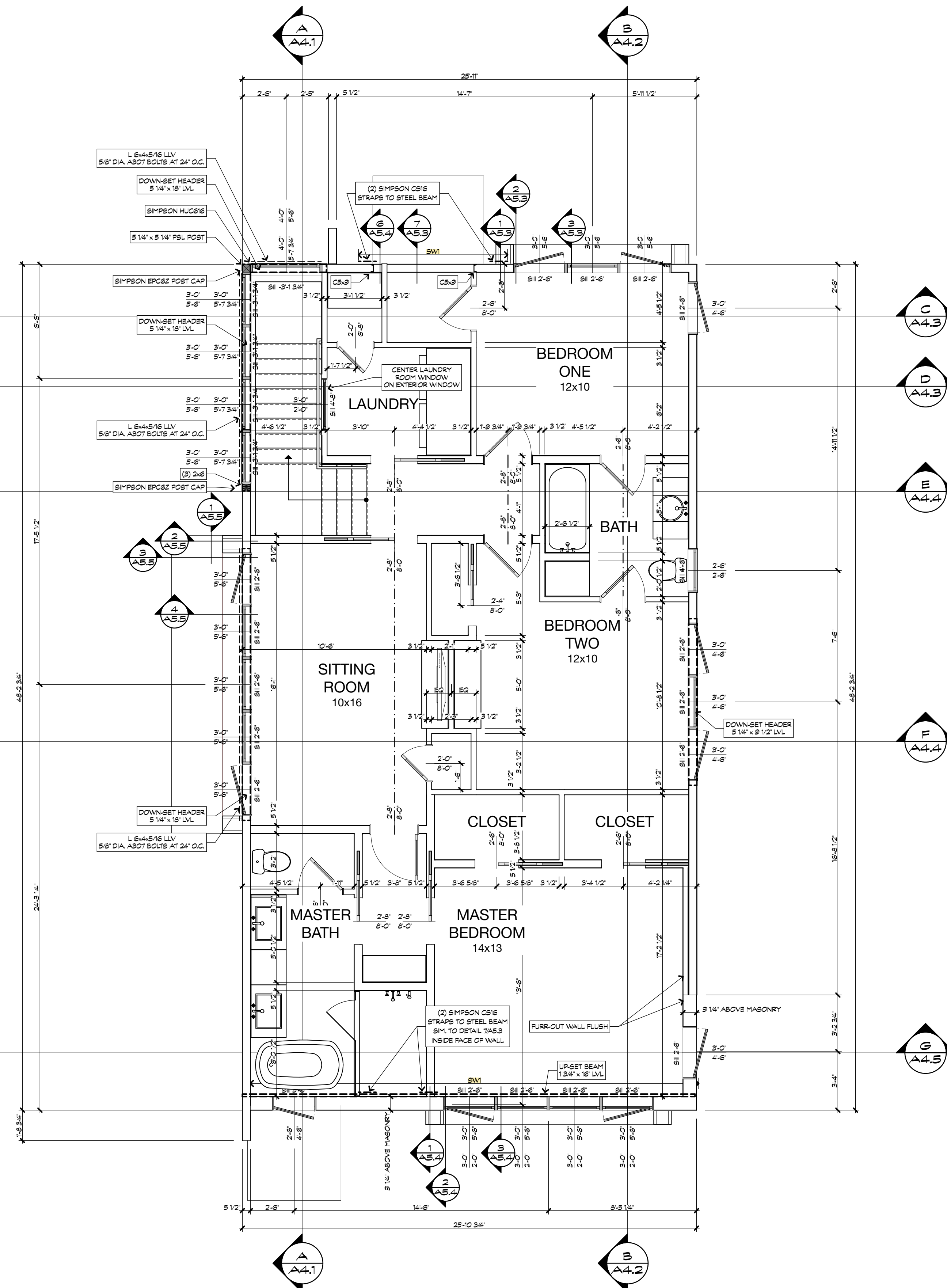
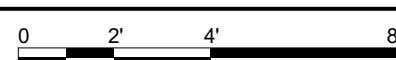
**A3.5**

FRAMING NOTES:  
• SEE SHEET A0.1 FOR  
CONSTRUCTION NOTES  
• DIMENSIONS ARE TO FRAMING  
• SEE SHEET A5.1 FOR TYPICAL  
FRAMING DETAILS



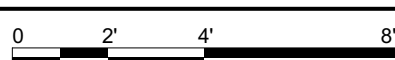
**2 MAIN LEVEL WALL FRAMING PLAN**

A3.5 SCALE: 1/4" = 1'-0"



**2 UPPER LEVEL WALL FRAMING PLAN**

A3.5 SCALE: 1/4" = 1'-0"







**VISBEEN**  
architects

www.visbeen.com  
616•285•9901

© VISBEEN ARCHITECTS, Inc.

PROJECT :

**WEXLEY**

DESCRIPTION :

Main Level  
1,154 SF  
Upper Level  
1,294 SF  
Lower Level  
1,150 SF  
Bedrooms  
4  
Baths  
3 & 1 HALF

NOTICE OF COPYRIGHT :

ALL CONTENT OF THIS DOCUMENT IS PROTECTED BY COPYRIGHT. USERS ARE PROHIBITED FROM MODIFYING, COPYING, DISTRIBUTING, TRANSMITTING, DISPLAYING, PUBLISHING, SELLING, LICENSING, CREATING DERIVATIVE WORK OR USING ANY CONTENT CONTAINED IN THIS DOCUMENT FOR PERSONAL, COMMERCIAL OR PUBLIC PURPOSES, EXCEPT WITH THE EXPRESSED WRITTEN PERMISSION OF VISBEEN ARCHITECTS, Inc. THE ARCHITECTURAL WORK AND COPYRIGHTED WORKS ARE GRANTED THRU THE LAWFUL PURCHASE OF THESE PLANS FOR THE CONSTRUCTION OF THIS RESIDENCE AND THEREFORE RESTRICTS THE USE OF THIS DOCUMENT TO ONE SINGULAR USE. UNAUTHORIZED USE OF ANY INTELLECTUAL PROPERTY OF VISBEEN ARCHITECTS, Inc. INCLUDING THE CREATION OF DERIVATIVE ARCHITECTURAL WORKS, IS ILLEGAL UNDER FEDERAL LAW

SHEET TITLE :

**ROOF AND  
GARAGE  
FRAMING  
PLANS**

STYLE :

**Contemporary**

ISSUE DESCRIPTION :


**SINGULAR USE**

SHEET NO. :

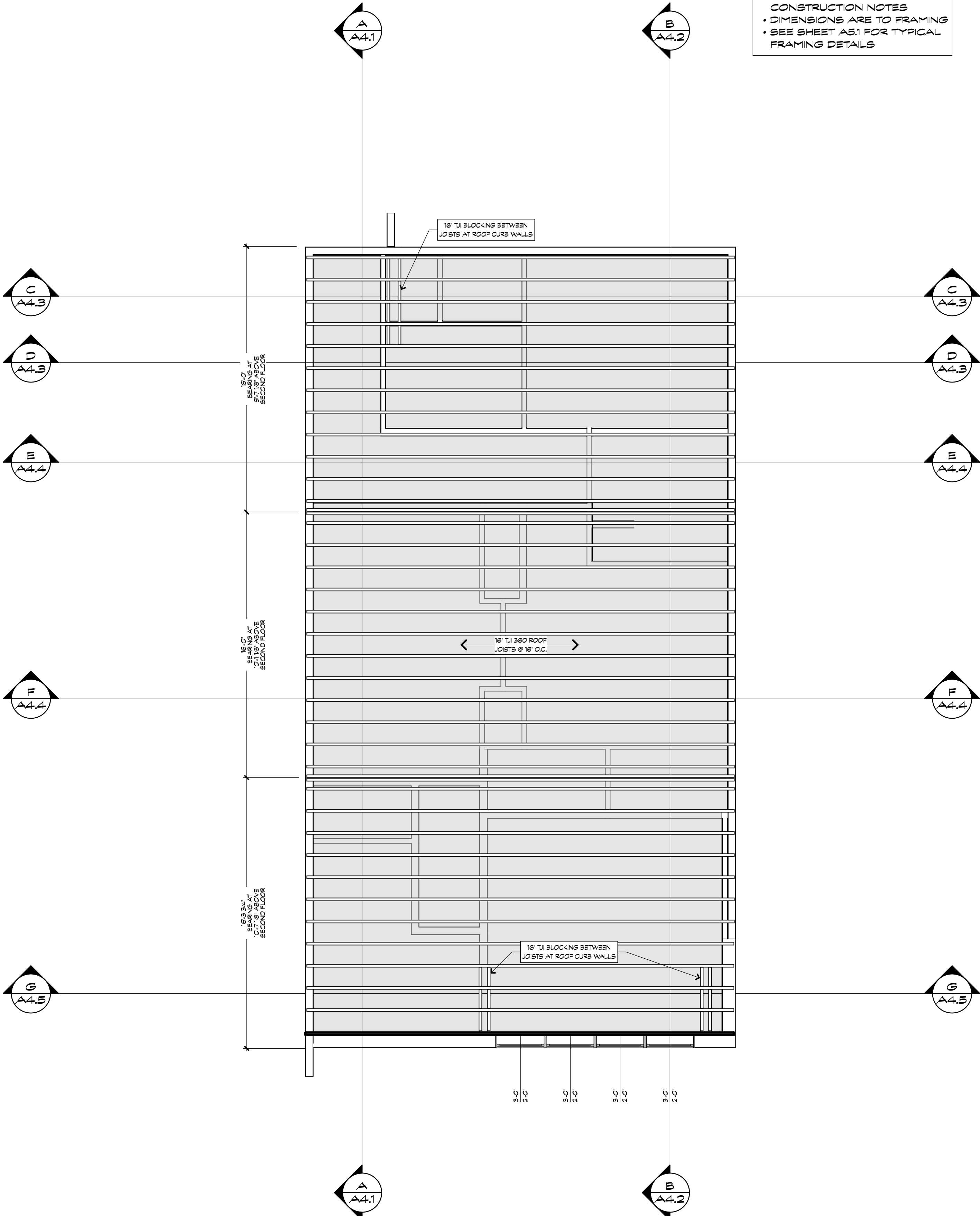
**A3.6**

**FRAMING NOTES:**

- ROOF LAYOUT FOR REFERENCE ONLY, REFER TO TRUSS MANUFACTURER'S ENGINEERING AND SHOP DRAWINGS
- SEE SHEET A0.1 FOR CONSTRUCTION NOTES
- DIMENSIONS ARE TO FRAMING
- SEE SHEET A5.1 FOR TYPICAL FRAMING DETAILS



**1 ROOF FRAMING - GARAGE (for reference)**  
SCALE: 1/4" = 1'-0"  
0 2' 4' 8'



**2 ROOF FRAMING LAYOUT PLAN (for reference)**  
SCALE: 1/4" = 1'-0"  
0 2' 4' 8'



**VISBEEN**  
architects

www.visbeen.com  
616•285•9901

© VISBEEN ARCHITECTS, Inc.

PROJECT :

**WEXLEY**

DESCRIPTION :

**Main Level**  
1,154 SF  
**Upper Level**  
1,294 SF  
**Lower Level**  
1,150 SF  
**Bedrooms**  
4  
**Baths**  
3 & 1 HALF

NOTICE OF COPYRIGHT :  
ALL CONTENT OF THIS DOCUMENT IS PROTECTED BY COPYRIGHT. USERS ARE PROHIBITED FROM MODIFYING, COPYING, DISTRIBUTING, TRANSMITTING, DISPLAYING, PUBLISHING, SELLING, LICENSING, CREATING DERIVATIVE WORK OR USING ANY CONTENT CONTAINED IN THIS DOCUMENT FOR PERSONAL, COMMERCIAL OR PUBLIC PURPOSES, EXCEPT WITH THE EXPRESSED WRITTEN PERMISSION OF VISBEEN ARCHITECTS, Inc. THE ARCHITECTURAL WORK AND COPYRIGHTED WORKS ARE GRANTED THRU THE LAWFUL PURCHASE OF THESE PLANS FOR THE CONSTRUCTION OF THIS RESIDENCE AND THEREFORE RESTRICTS THE USE OF THIS DOCUMENT TO ONE SINGULAR USE. UNAUTHORIZED USE OF ANY INTELLECTUAL PROPERTY OF VISBEEN ARCHITECTS, Inc. INCLUDING THE CREATION OF DERIVATIVE ARCHITECTURAL WORKS, IS ILLEGAL UNDER FEDERAL LAW

SHEET TITLE :

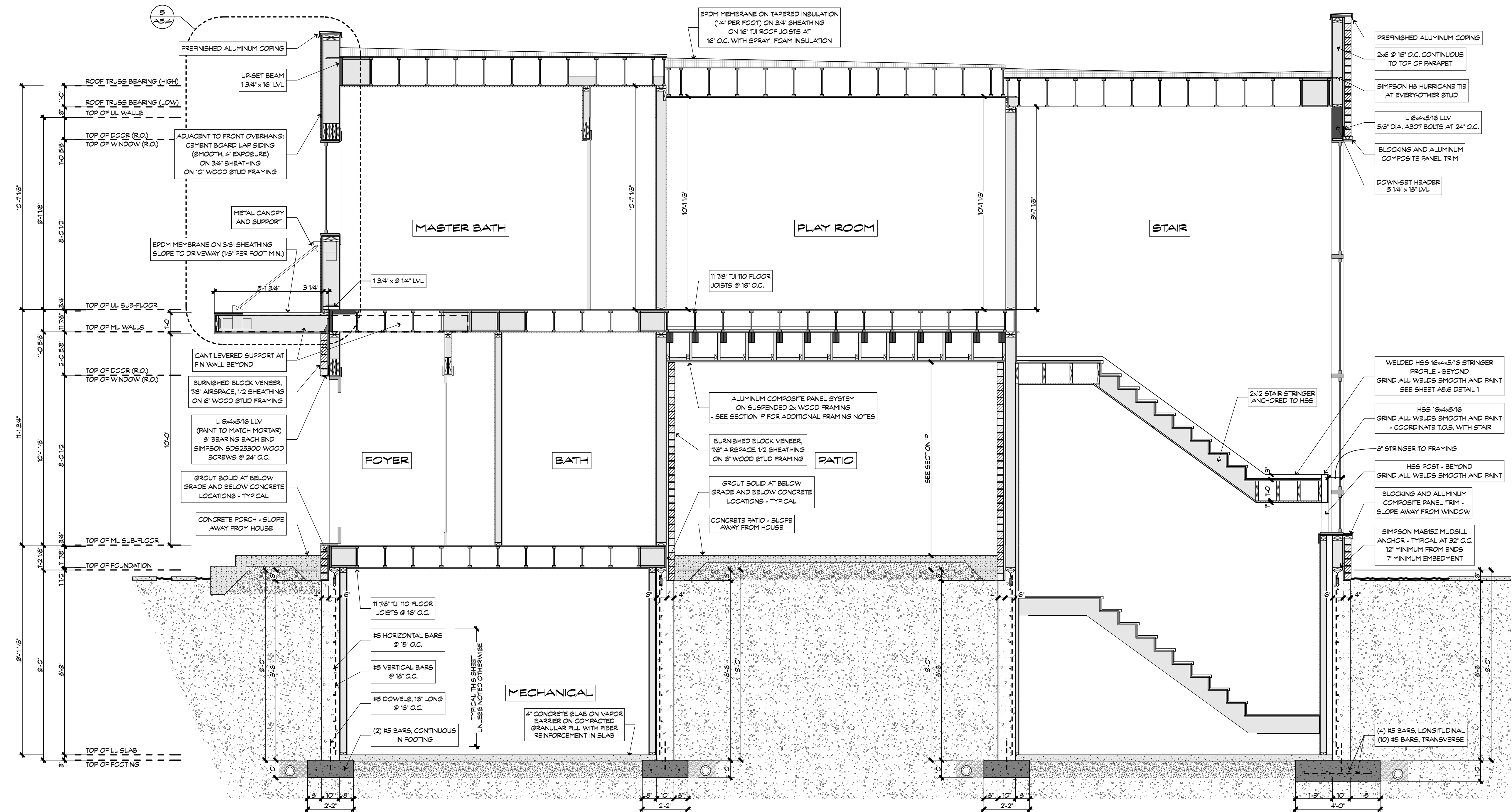
**BUILDING  
SECTIONS**

STYLE :  
**Contemporary**

ISSUE DESCRIPTION :  
**SINGULAR USE**

SHEET NO. :

**A4.1**



**A BUILDING SECTION**  
A4.1 SCALE: 3/8" = 1'-0"







**VISBEEN**  
architects

www.visbeen.com  
616•285•9901

© VISBEEN ARCHITECTS, Inc.

PROJECT :

**WEXLEY**

DESCRIPTION :

Main Level  
1,154 SF  
Upper Level  
1,294 SF  
Lower Level  
1,150 SF  
Bedrooms  
4  
Baths  
3 & 1 HALF

NOTICE OF COPYRIGHT :

ALL CONTENT OF THIS DOCUMENT IS PROTECTED BY COPYRIGHT. USERS ARE PROHIBITED FROM MODIFYING, COPYING, DISTRIBUTING, TRANSMITTING, DISPLAYING, PUBLISHING, SELLING, LICENSING, CREATING DERIVATIVE WORK OR USING ANY CONTENT CONTAINED IN THIS DOCUMENT FOR PERSONAL, COMMERCIAL OR PUBLIC PURPOSES, EXCEPT WITH THE EXPRESSED WRITTEN PERMISSION OF VISBEEN ARCHITECTS, Inc. THE ARCHITECTURAL WORK AND COPYRIGHTED WORKS ARE GRANTED THRU THE LAWFUL PURCHASE OF THESE PLANS FOR THE CONSTRUCTION OF THIS RESIDENCE AND THEREFORE RESTRICTS THE USE OF THIS DOCUMENT TO ONE SINGULAR USE. UNAUTHORIZED USE OF ANY INTELLECTUAL PROPERTY OF VISBEEN ARCHITECTS, Inc. INCLUDING THE CREATION OF DERIVATIVE ARCHITECTURAL WORKS, IS ILLEGAL UNDER FEDERAL LAW

SHEET TITLE :

**BUILDING  
SECTIONS**

STYLE :

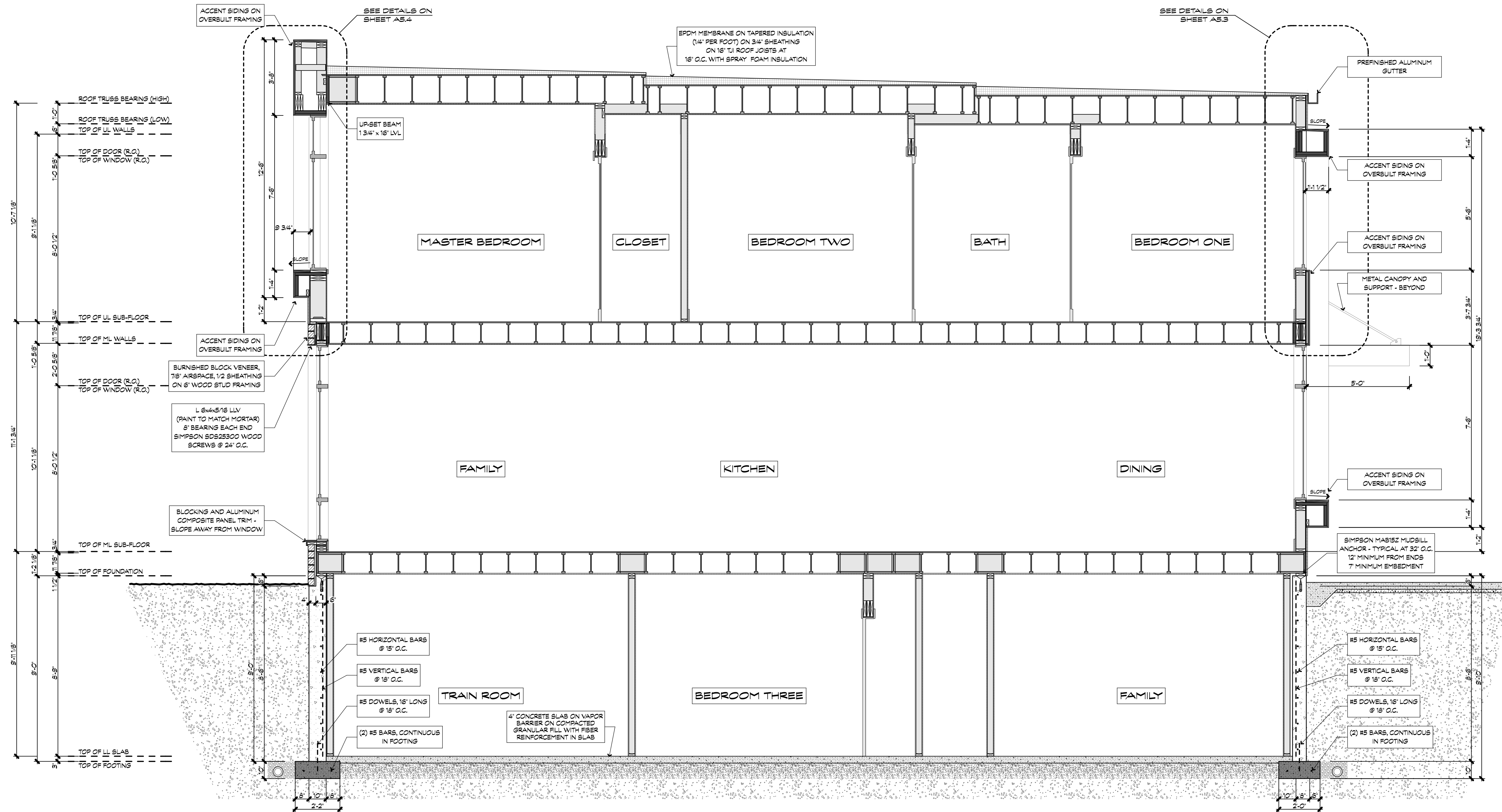
**Contemporary**

ISSUE DESCRIPTION :

**SINGULAR USE**

SHEET NO. :

**A4.2**



**B BUILDING SECTION**  
A4.2 SCALE: 3/8" = 1'-0"







**VISBEEN**  
architects

www.visbeen.com  
616•285•9901

© VISBEEN ARCHITECTS, Inc.

PROJECT:

**WEXLEY**

DESCRIPTION:

**Main Level**  
1,154 SF  
**Upper Level**  
1,294 SF  
**Lower Level**  
1,150 SF  
**Bedrooms**  
4  
**Baths**  
3 & 1 HALF

NOTICE OF COPYRIGHT:  
ALL CONTENT OF THIS DOCUMENT IS PROTECTED BY COPYRIGHT. USERS ARE PROHIBITED FROM MODIFYING, COPYING, DISTRIBUTING, TRANSMITTING, DISPLAYING, PUBLISHING, SELLING, LICENSING, CREATING DERIVATIVE WORK OR USING ANY CONTENT CONTAINED IN THIS DOCUMENT FOR PERSONAL, COMMERCIAL OR PUBLIC PURPOSES, EXCEPT WITH THE EXPRESSED WRITTEN PERMISSION OF VISBEEN ARCHITECTS, Inc. THE ARCHITECTURAL WORK AND COPYRIGHTED WORKS ARE GRANTED THRU THE LAWFUL PURCHASE OF THESE PLANS FOR THE CONSTRUCTION OF THIS RESIDENCE AND THEREFORE RESTRICTS THE USE OF THIS DOCUMENT TO ONE SINGULAR USE. UNAUTHORIZED USE OF ANY INTELLECTUAL PROPERTY OF VISBEEN ARCHITECTS, Inc. INCLUDING THE CREATION OF DERIVATIVE ARCHITECTURAL WORKS, IS ILLEGAL UNDER FEDERAL LAW.

SHEET TITLE:

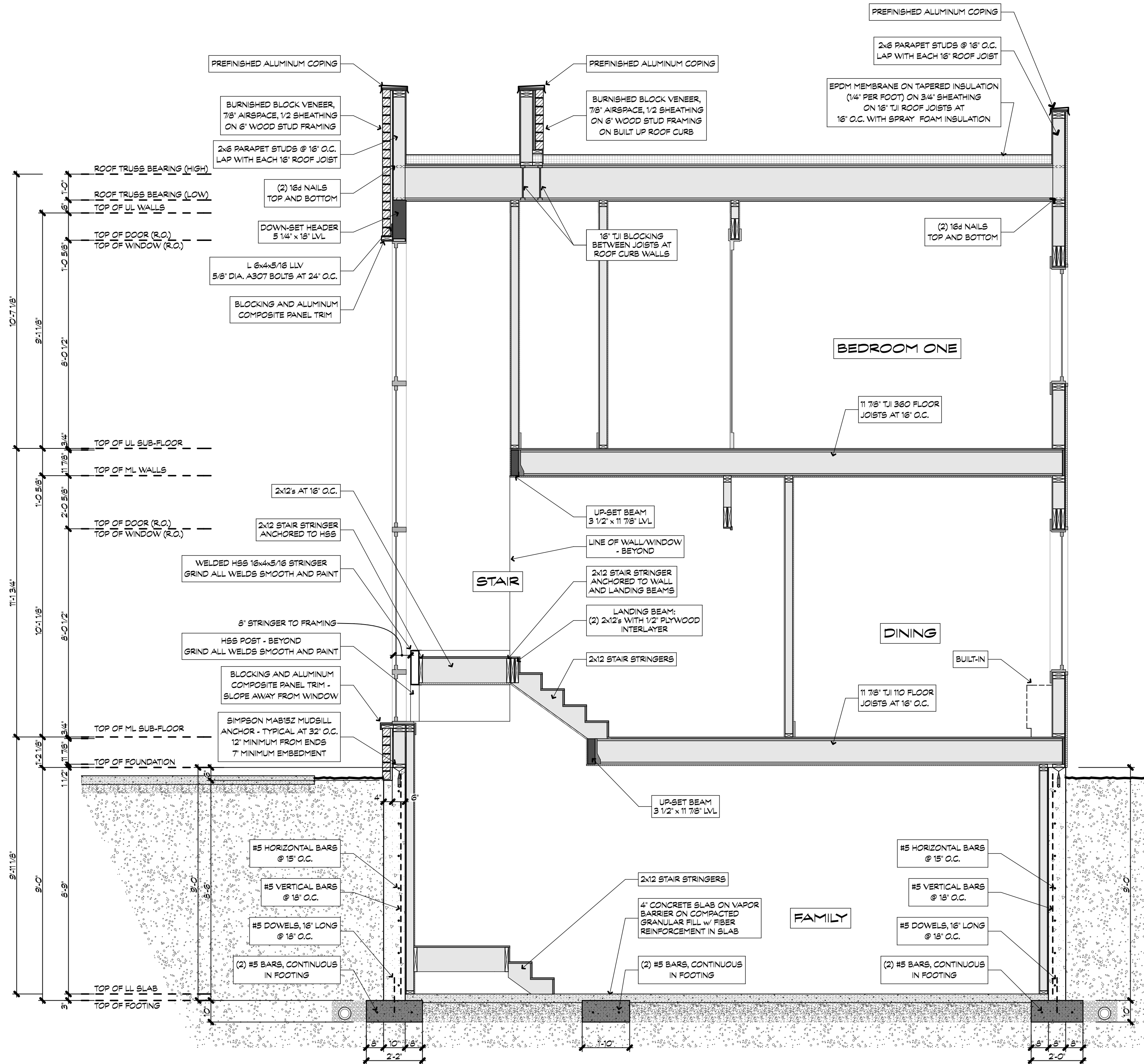
**BUILDING  
SECTIONS**

STYLE:  
**Contemporary**

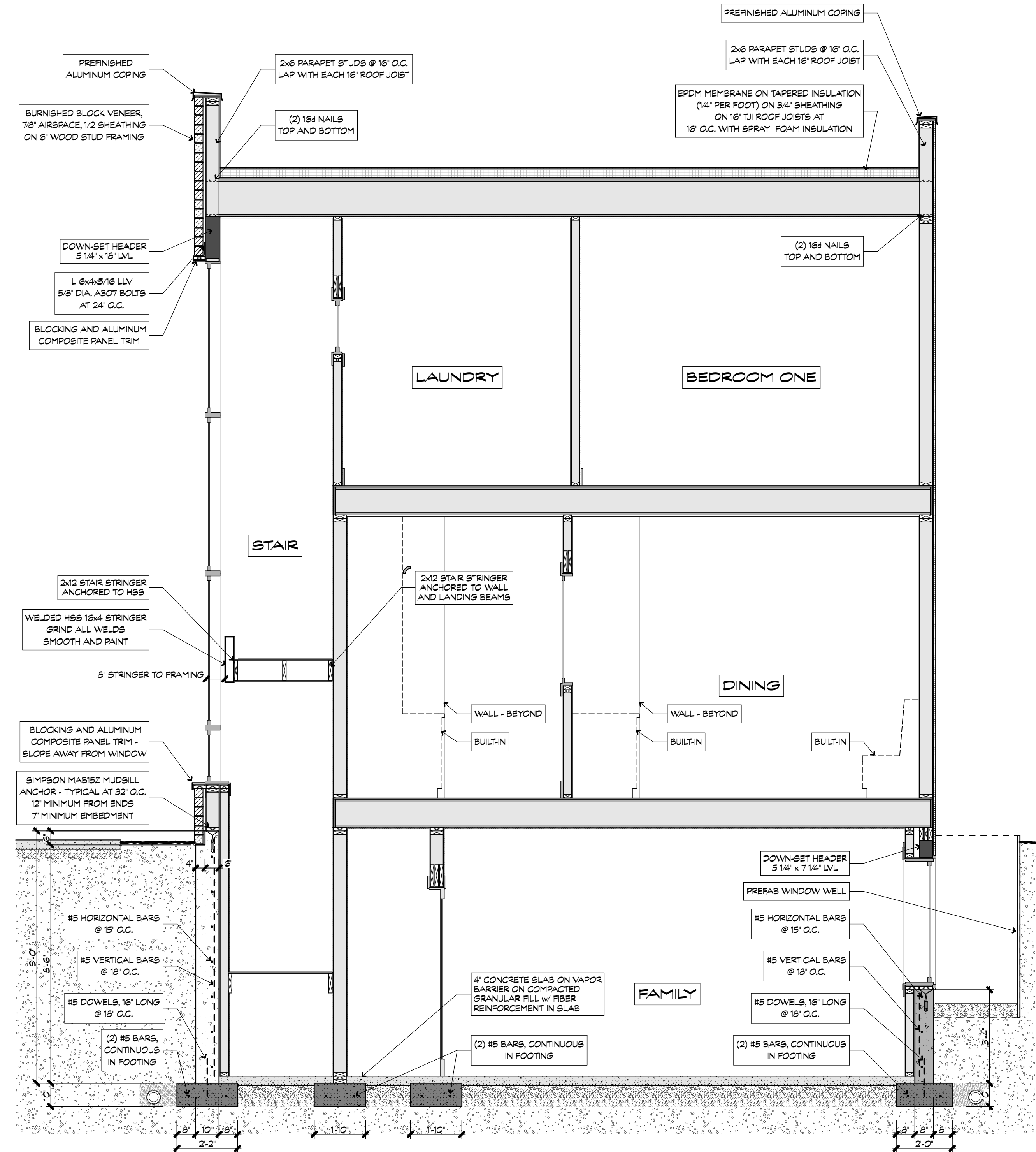
ISSUE DESCRIPTION:  
**SINGULAR USE**

SHEET NO.:

**A4.3**



**C BUILDING SECTION**  
A4.3 SCALE: 3/8" = 1'-0"



**D BUILDING SECTION**  
A4.3 SCALE: 3/8" = 1'-0"







**VISBEEN**  
architects

www.visbeen.com  
616•285•9901

© VISBEEN ARCHITECTS, Inc.

PROJECT:

**WEXLEY**

DESCRIPTION:

**Main Level**  
1,154 SF  
**Upper Level**  
1,294 SF  
**Lower Level**  
1,150 SF  
**Bedrooms**  
4  
**Baths**  
3 & 1 HALF

NOTICE OF COPYRIGHT:  
ALL CONTENT OF THIS DOCUMENT IS PROTECTED BY COPYRIGHT. USERS ARE PROHIBITED FROM MODIFYING, COPYING, DISTRIBUTING, TRANSMITTING, DISPLAYING, PUBLISHING, SELLING, LICENSING, CREATING DERIVATIVE WORK OR USING ANY CONTENT CONTAINED IN THIS DOCUMENT FOR PERSONAL, COMMERCIAL OR PUBLIC PURPOSES, EXCEPT WITH THE EXPRESSED WRITTEN PERMISSION OF VISBEEN ARCHITECTS, Inc. THE ARCHITECTURAL WORK AND COPYRIGHTED WORKS ARE GRANTED THROUGH THE LAWFUL PURCHASE OF THESE PLANS FOR THE CONSTRUCTION OF THIS RESIDENCE AND THEREFORE RESTRICTS THE USE OF THIS DOCUMENT TO ONE SINGULAR USE. UNAUTHORIZED USE OF ANY INTELLECTUAL PROPERTY OF VISBEEN ARCHITECTS, Inc. INCLUDING THE CREATION OF DERIVATIVE ARCHITECTURAL WORKS, IS ILLEGAL UNDER FEDERAL LAW.

SHEET TITLE:

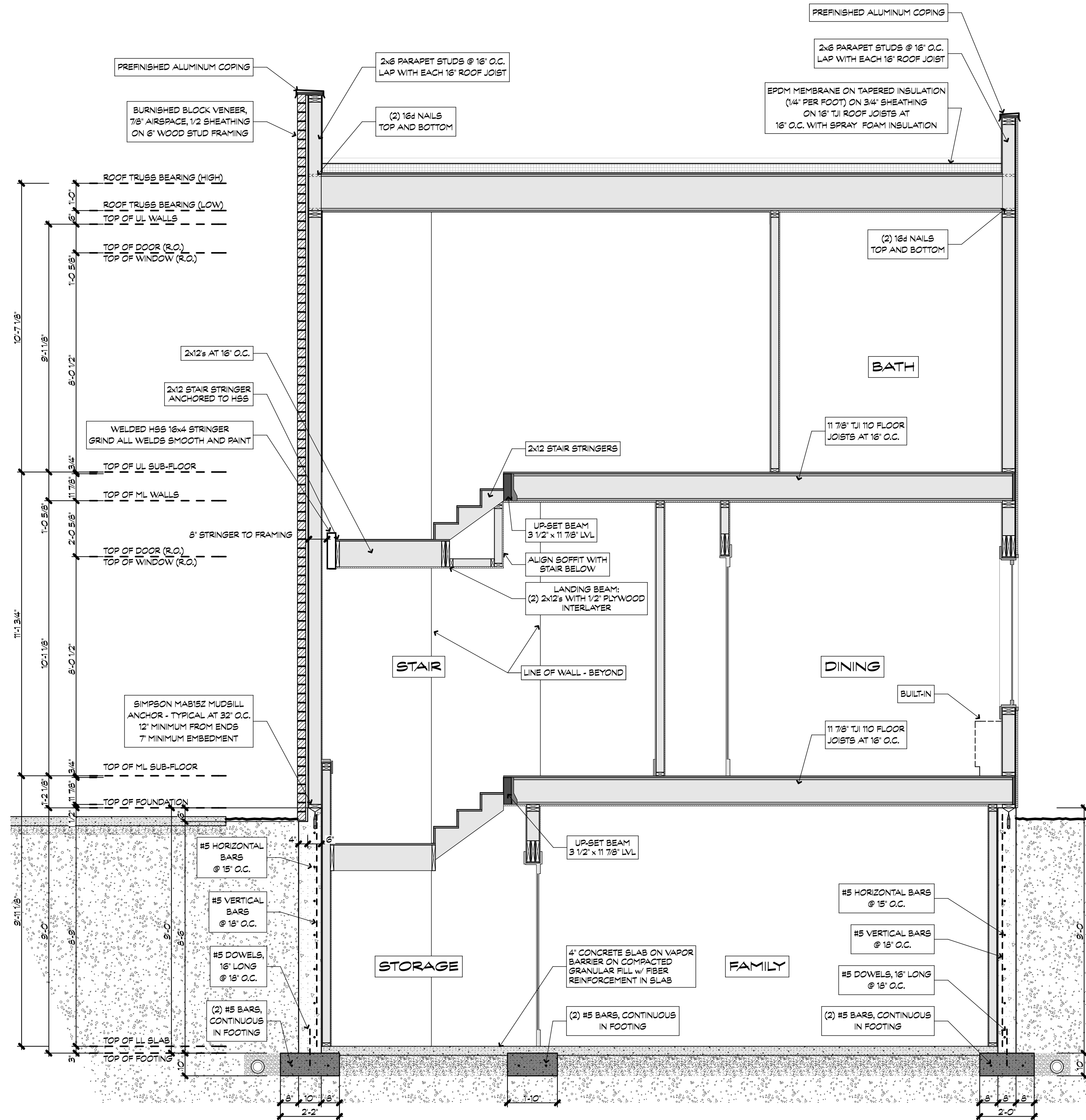
**BUILDING  
SECTIONS**

STYLE:  
**Contemporary**

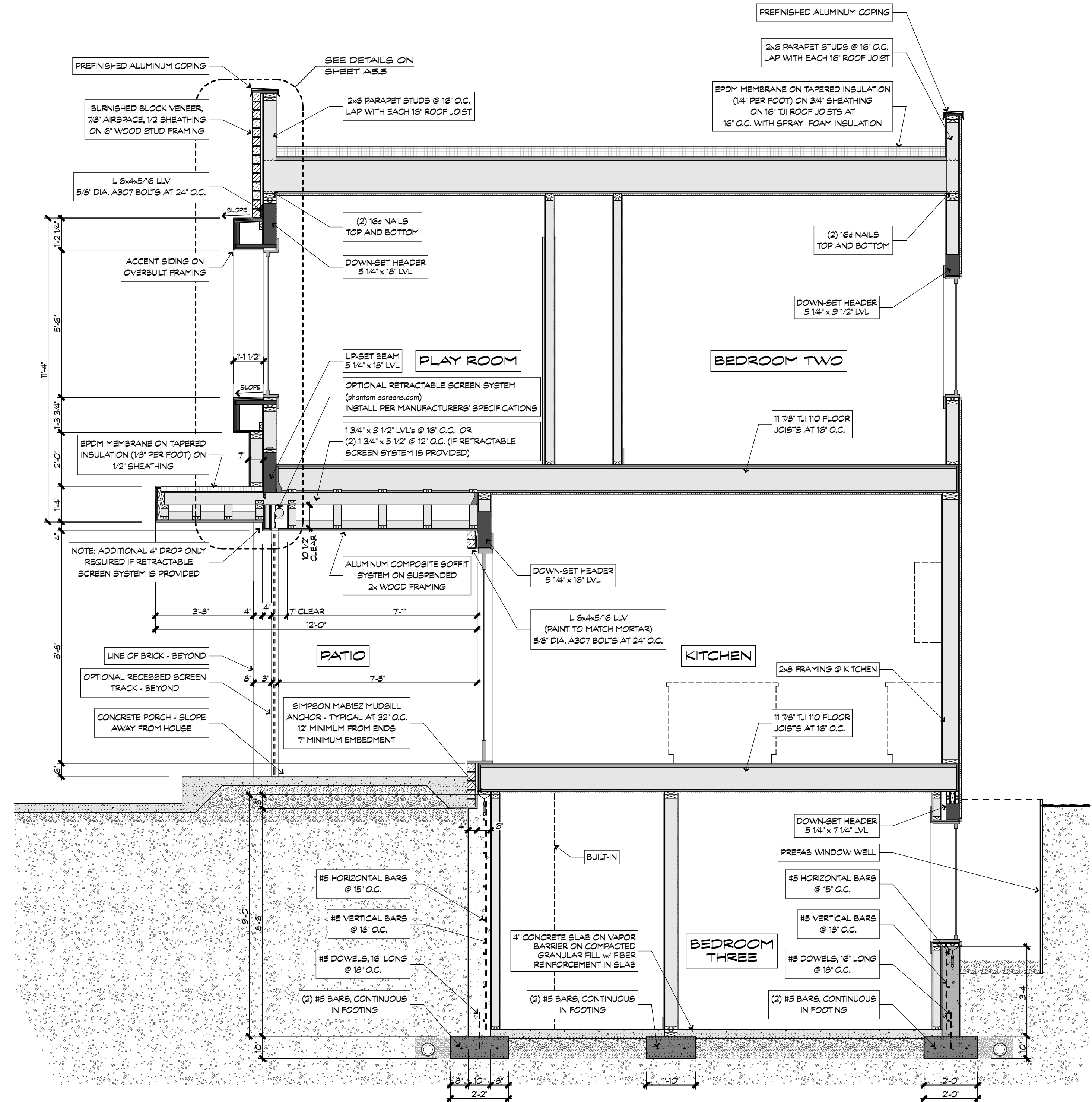
ISSUE DESCRIPTION:  
**SINGULAR USE**

SHEET NO.:

**A4.4**



**E BUILDING SECTION**  
SCALE: 3/8" = 1'-0"



**F BUILDING SECTION**  
SCALE: 3/8" = 1'-0"





**VISBEEN**  
architects

www.visbeen.com  
616•285•9901

© VISBEEN ARCHITECTS, Inc.

PROJECT :

**WEXLEY**

DESCRIPTION :

**Main Level**  
1,154 SF  
**Upper Level**  
1,294 SF  
**Lower Level**  
1,150 SF  
**Bedrooms**  
4  
**Baths**  
3 & 1 HALF

NOTICE OF COPYRIGHT :  
ALL CONTENT OF THIS DOCUMENT IS PROTECTED BY COPYRIGHT. USERS ARE PROHIBITED FROM MODIFYING, COPYING, DISTRIBUTING, TRANSMITTING, DISPLAYING, PUBLISHING, SELLING, LICENSING, CREATING DERIVATIVE WORK OR USING ANY CONTENT CONTAINED IN THIS DOCUMENT FOR PERSONAL, COMMERCIAL OR PUBLIC PURPOSES, EXCEPT WITH THE EXPRESSED WRITTEN PERMISSION OF VISBEEN ARCHITECTS, Inc. THE ARCHITECTURAL WORK AND COPYRIGHTED WORKS ARE GRANTED THRU THE LAWFUL PURCHASE OF THESE PLANS FOR THE CONSTRUCTION OF THIS RESIDENCE AND THEREFORE RESTRICTS THE USE OF THIS DOCUMENT TO ONE SINGULAR USE. UNAUTHORIZED USE OF ANY INTELLECTUAL PROPERTY OF VISBEEN ARCHITECTS, Inc. INCLUDING THE CREATION OF DERIVATIVE ARCHITECTURAL WORKS, IS ILLEGAL UNDER FEDERAL LAW

SHEET TITLE :

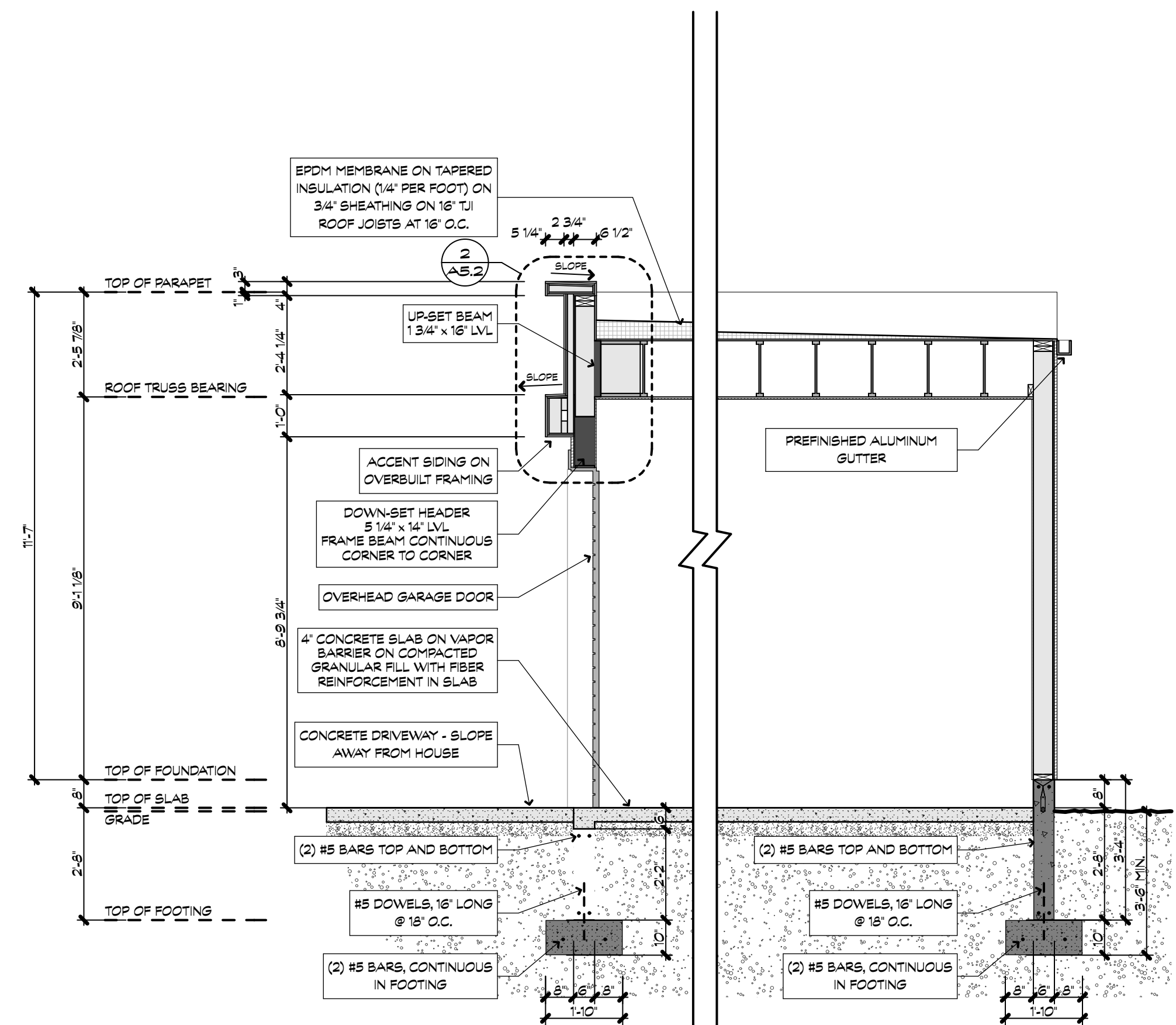
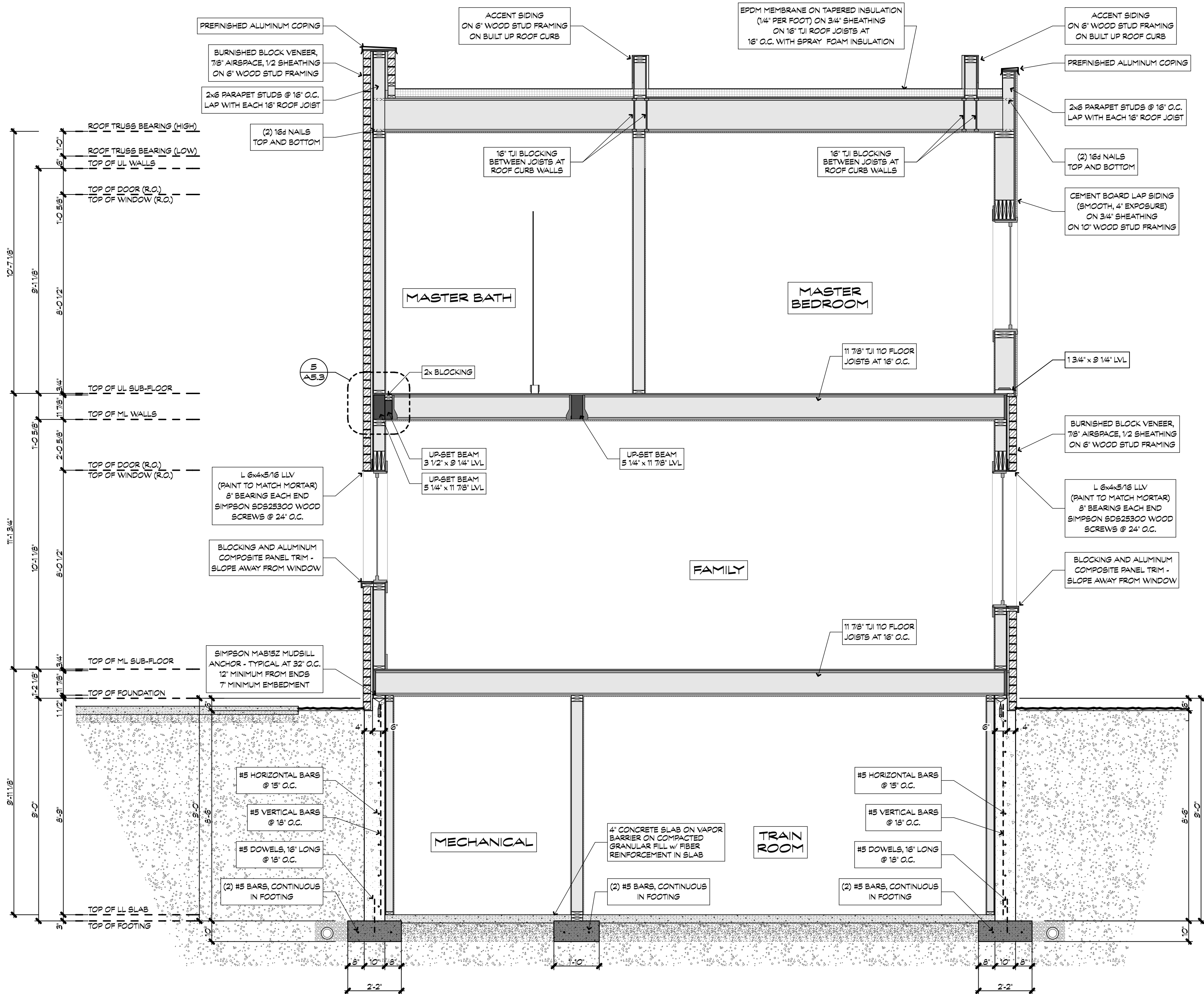
**BUILDING  
SECTIONS**

STYLE :  
**Contemporary**

ISSUE DESCRIPTION :  
**SINGULAR USE**

SHEET NO. :

**A4.5**



**BUILDING SECTION**  
SCALE: 3/8" = 1'-0"



**BUILDING SECTION**  
SCALE: 3/8" = 1'-0"







**VISBEEN**  
architects

www.visbeen.com  
616•285•9901

© VISBEEN ARCHITECTS, Inc.

PROJECT:

**WEXLEY**

DESCRIPTION:

**Main Level**  
1,154 SF  
**Upper Level**  
1,294 SF  
**Lower Level**  
1,150 SF  
**Bedrooms**  
4  
**Baths**  
3 & 1 HALF

NOTICE OF COPYRIGHT:

ALL CONTENT OF THIS DOCUMENT IS PROTECTED BY COPYRIGHT. USERS ARE PROHIBITED FROM MODIFYING, COPYING, DISTRIBUTING, TRANSMITTING, DISPLAYING, PUBLISHING, SELLING, LICENSING, CREATING DERIVATIVE WORK OR USING ANY CONTENT CONTAINED IN THIS DOCUMENT FOR PERSONAL, COMMERCIAL OR PUBLIC PURPOSES, EXCEPT WITH THE EXPRESSED WRITTEN PERMISSION OF VISBEEN ARCHITECTS, Inc. THE ARCHITECTURAL WORK AND COPYRIGHTED WORKS ARE GRANTED THROUGH THE LAWFUL PURCHASE OF THESE PLANS FOR THE CONSTRUCTION OF THIS RESIDENCE AND THEREFORE RESTRICTS THE USE OF THIS DOCUMENT TO ONE SINGULAR USE. UNAUTHORIZED USE OF ANY INTELLECTUAL PROPERTY OF VISBEEN ARCHITECTS, Inc. INCLUDING THE CREATION OF DERIVATIVE ARCHITECTURAL WORKS, IS ILLEGAL UNDER FEDERAL LAW.

SHEET TITLE:

**TYPICAL  
DETAILS**

STYLE:

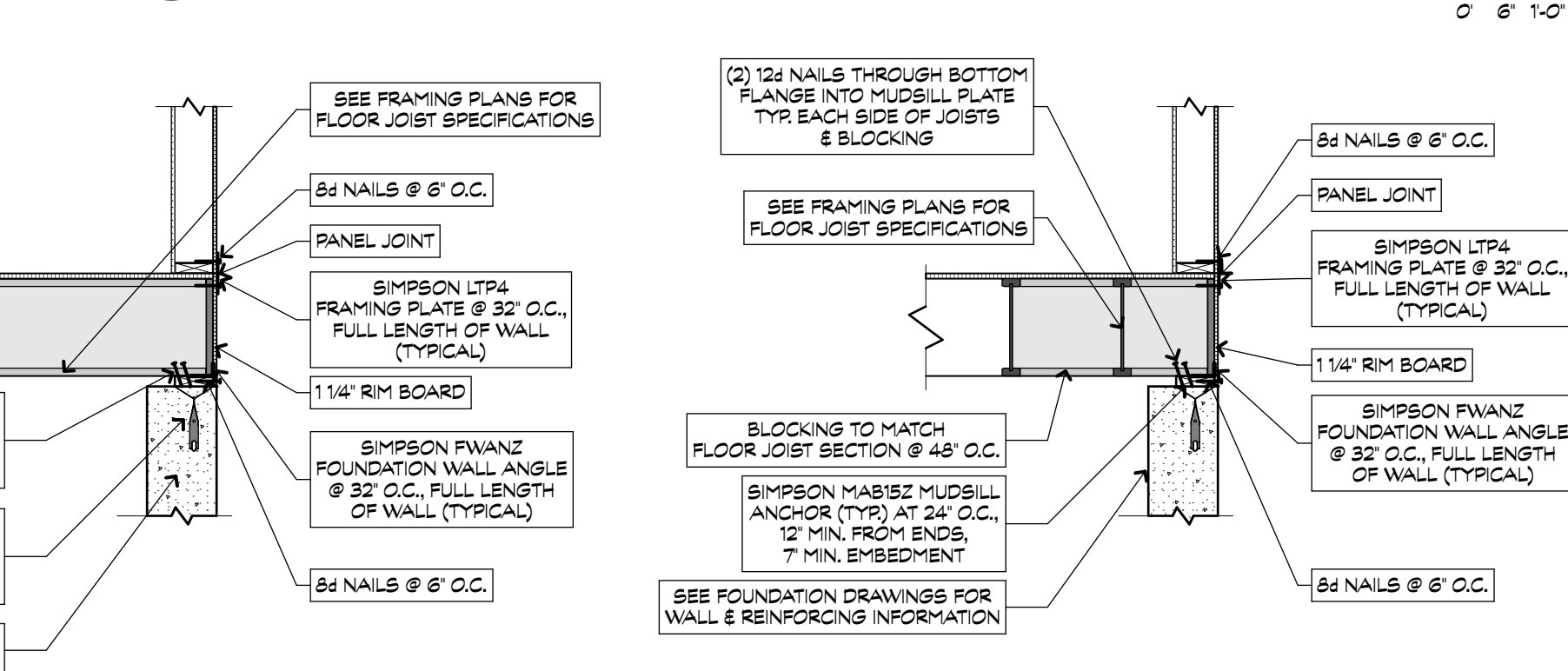
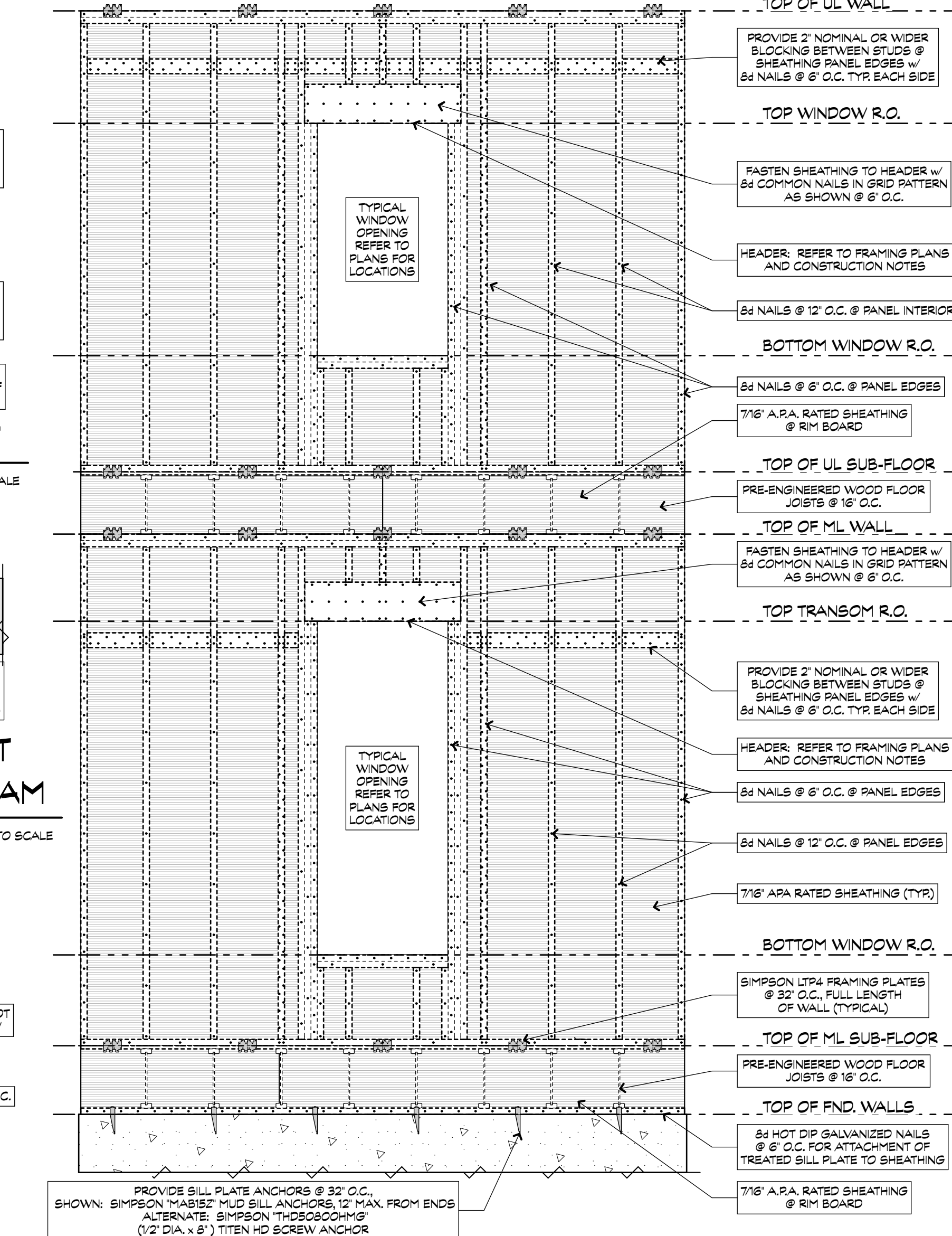
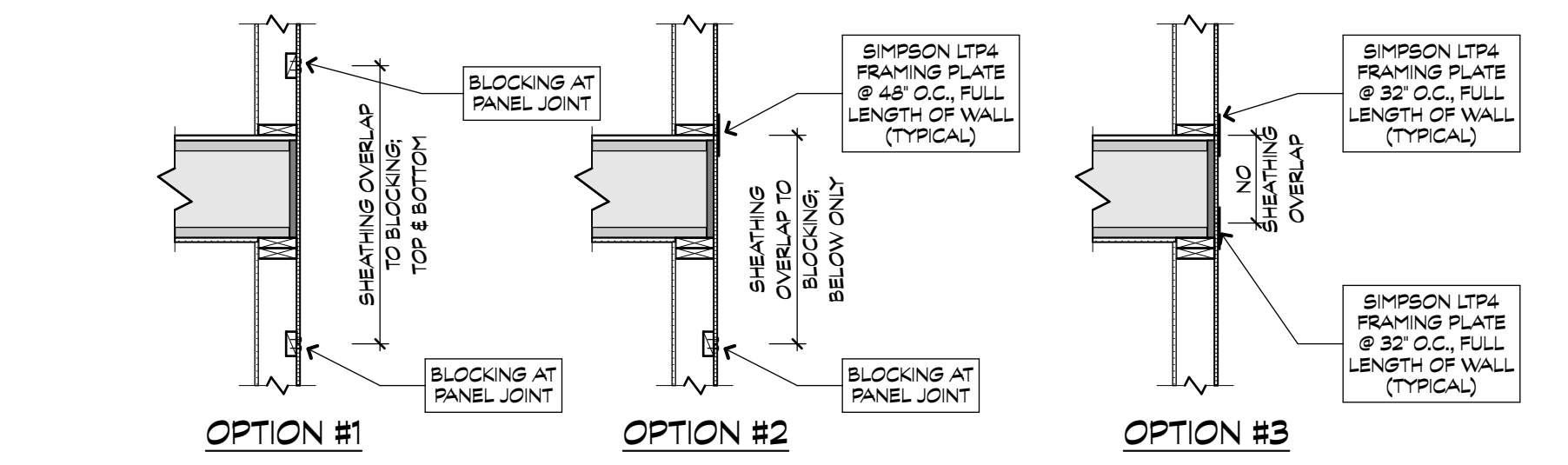
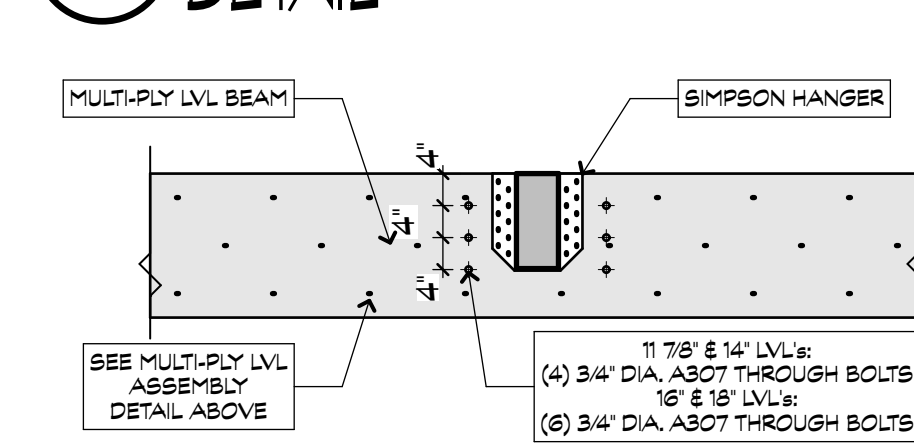
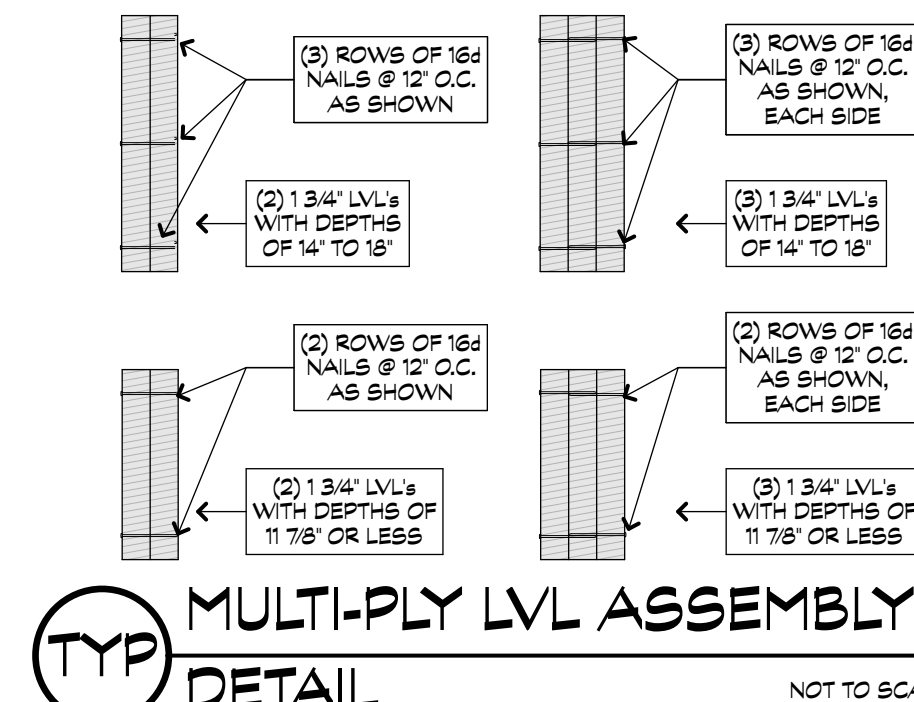
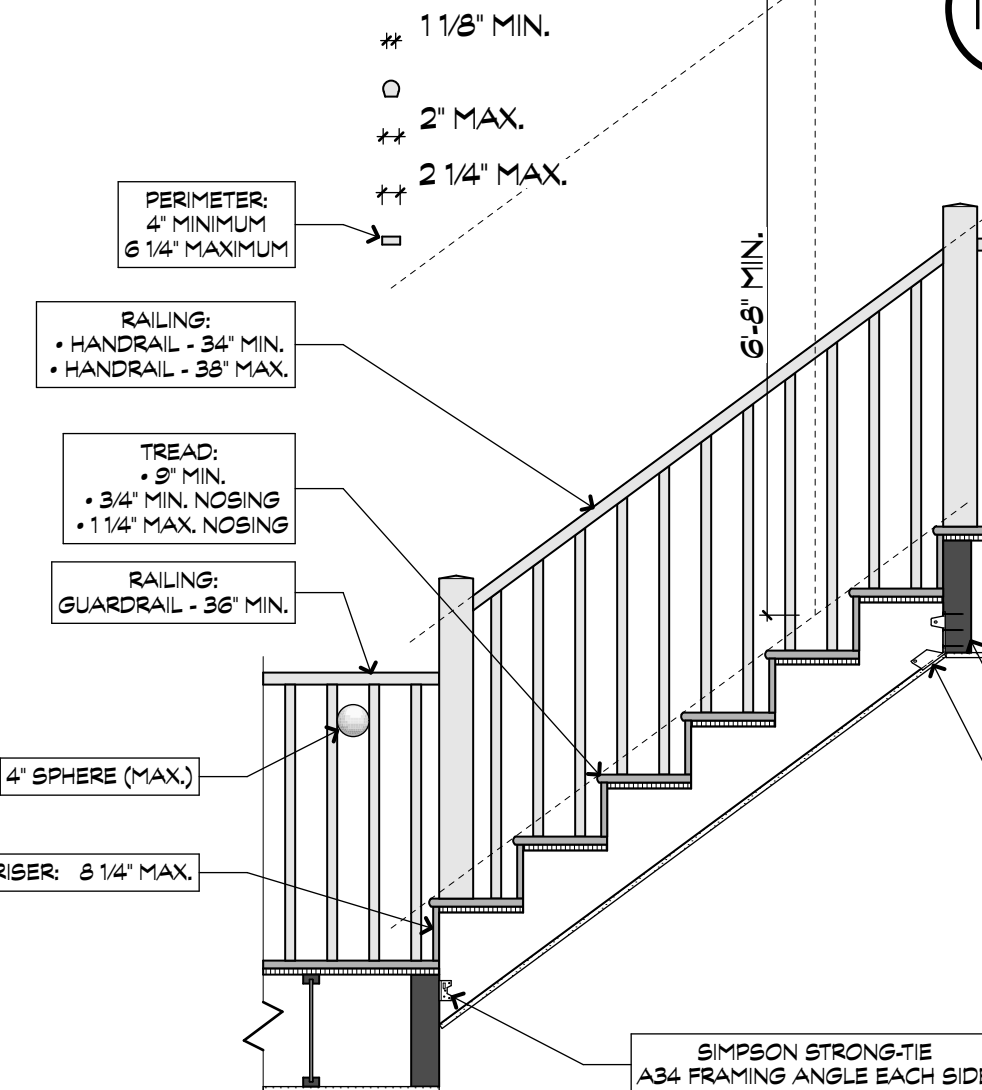
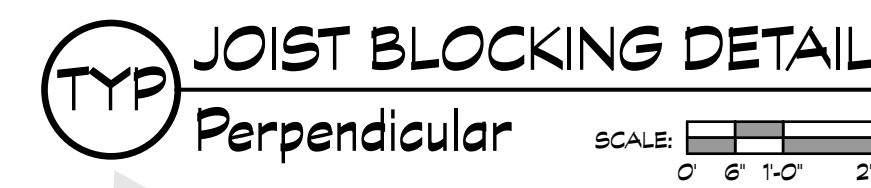
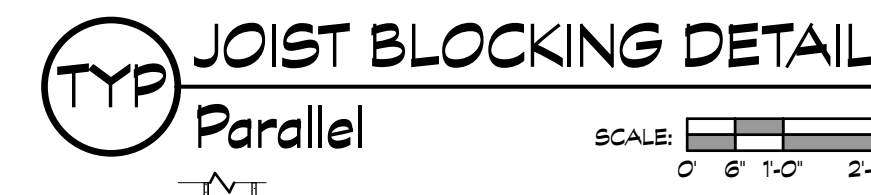
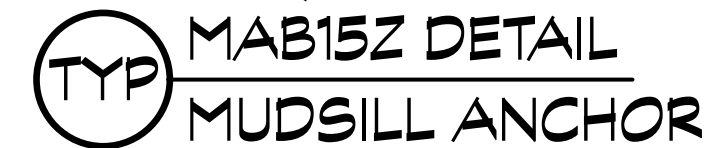
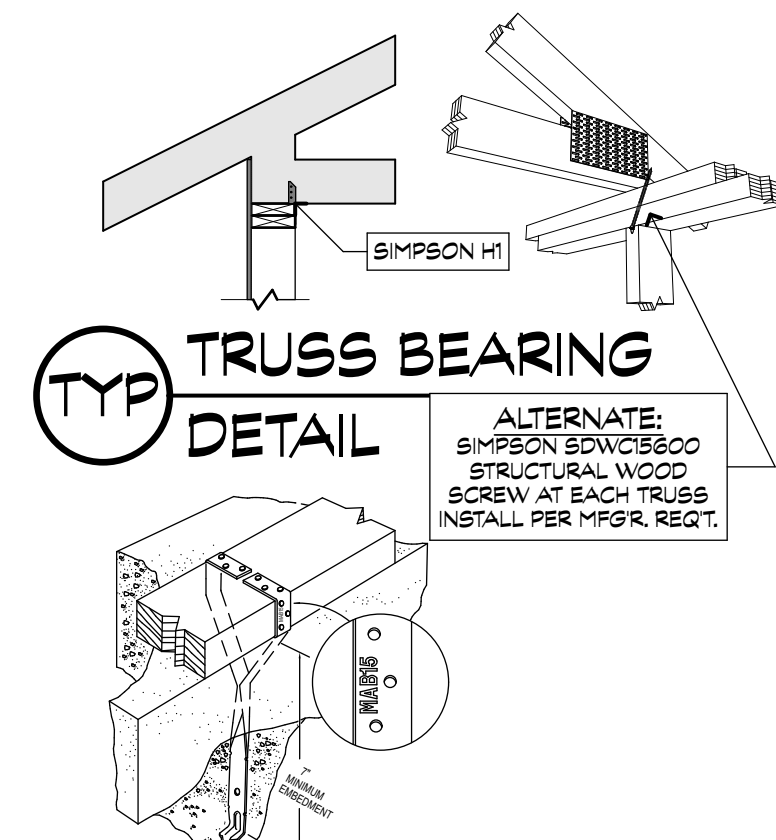
**Contemporary**

ISSUE DESCRIPTION:

**SINGULAR USE**

SHEET NO.:

**A5.1**







**VISBEEN**  
architects

www.visbeen.com  
616•285•9901

© VISBEEN ARCHITECTS, Inc.

PROJECT :

**WEXLEY**

DESCRIPTION :

**Main Level**  
1,154 SF  
**Upper Level**  
1,294 SF  
**Lower Level**  
1,150 SF  
**Bedrooms**  
4  
**Baths**  
3 & 1 HALF

NOTICE OF COPYRIGHT :

ALL CONTENT OF THIS DOCUMENT IS PROTECTED BY COPYRIGHT. USERS ARE PROHIBITED FROM MODIFYING, COPYING, DISTRIBUTING, TRANSMITTING, DISPLAYING, PUBLISHING, SELLING, LICENSING, CREATING DERIVATIVE WORK OR USING ANY CONTENT CONTAINED IN THIS DOCUMENT FOR PERSONAL, COMMERCIAL OR PUBLIC PURPOSES, EXCEPT WITH THE EXPRESSED WRITTEN PERMISSION OF VISBEEN ARCHITECTS, Inc. THE ARCHITECTURAL WORK AND COPYRIGHTED WORKS ARE GRANTED THRU THE LAWFUL PURCHASE OF THESE PLANS FOR THE CONSTRUCTION OF THIS RESIDENCE AND THEREFORE RESTRICTS THE USE OF THIS DOCUMENT TO ONE SINGULAR USE. UNAUTHORIZED USE OF ANY INTELLECTUAL PROPERTY OF VISBEEN ARCHITECTS, Inc. INCLUDING THE CREATION OF DERIVATIVE ARCHITECTURAL WORKS, IS ILLEGAL UNDER FEDERAL LAW

SHEET TITLE :

**Structural**  
**Details**

STYLE :

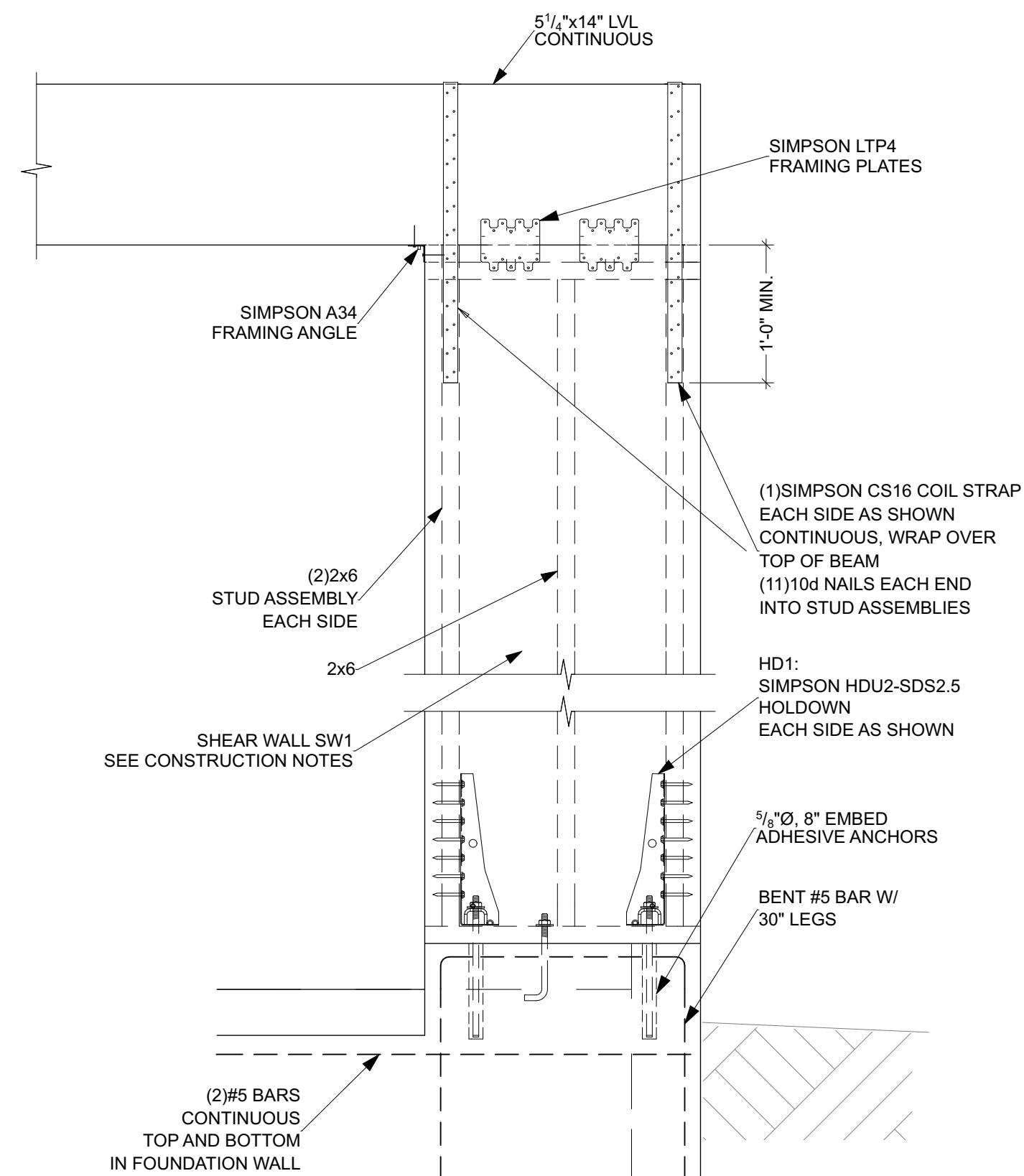
**Contemporary**

ISSUE DESCRIPTION :

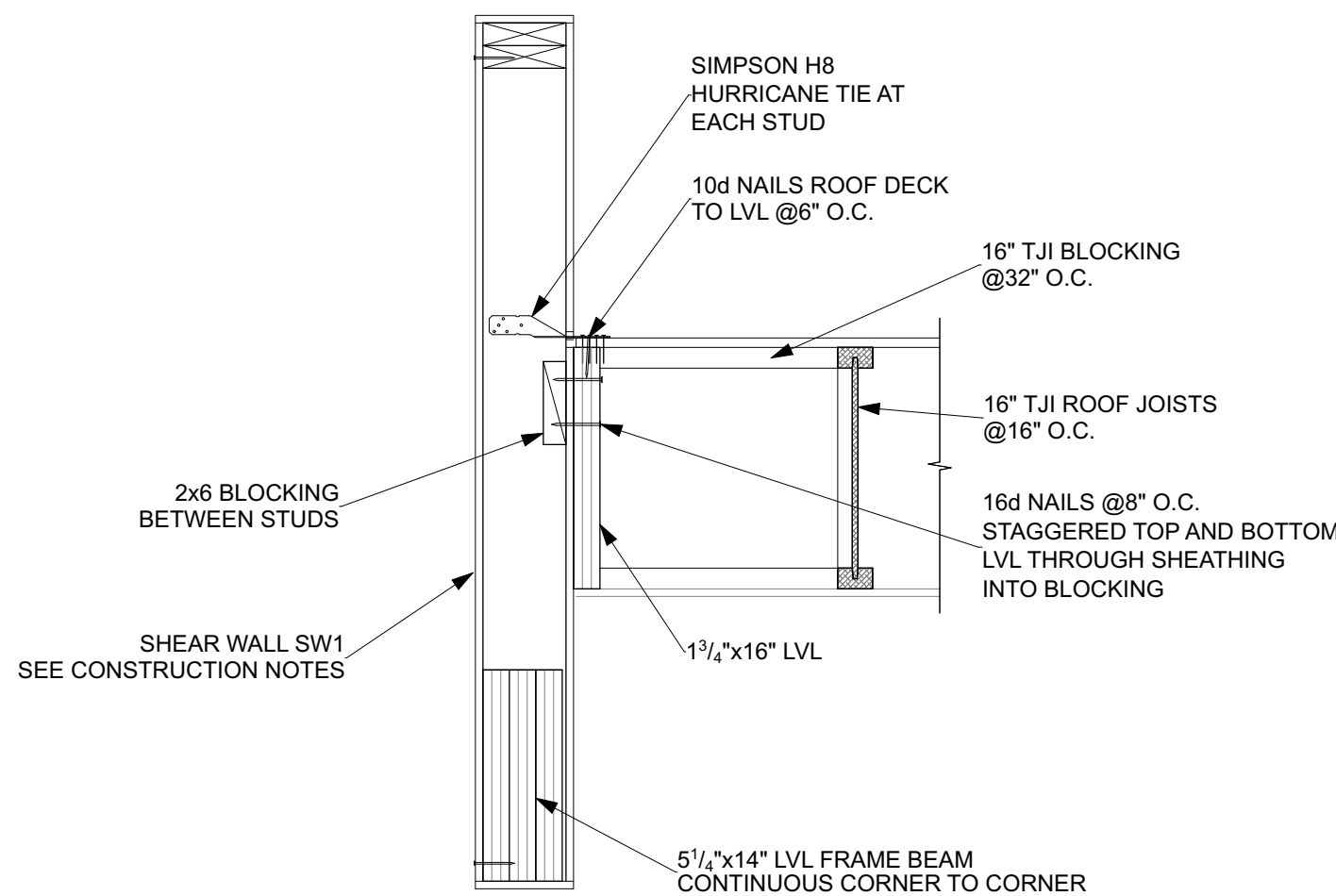
**SINGULAR USE**

SHEET NO. :

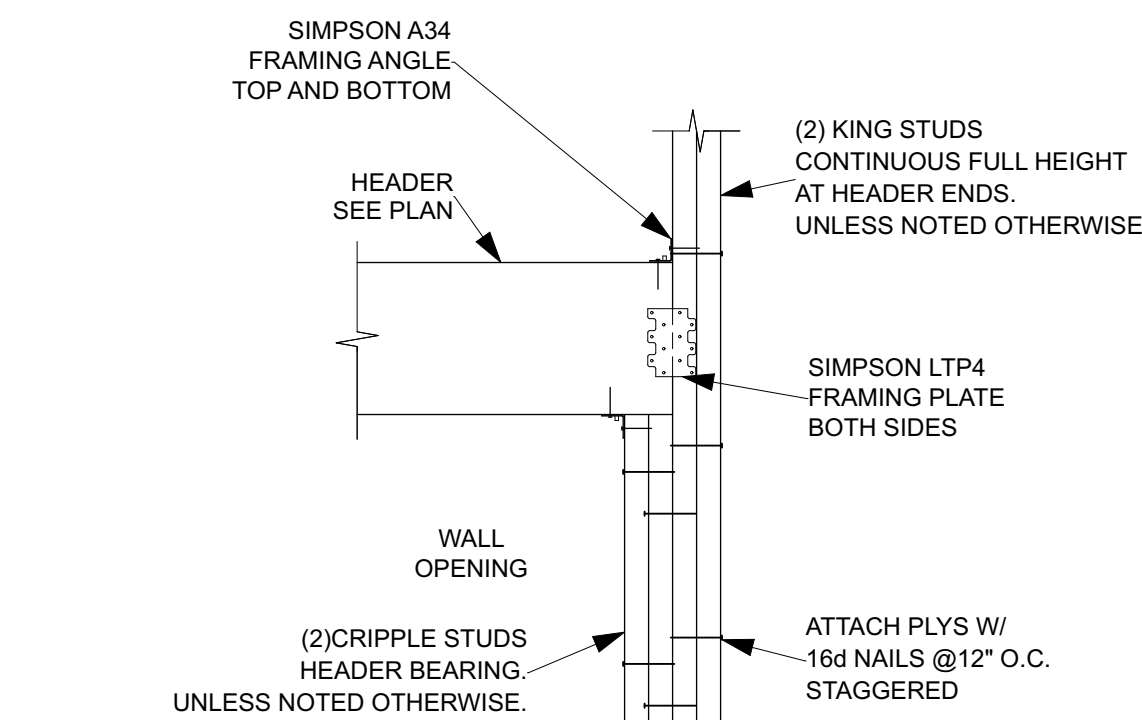
**A5.2**



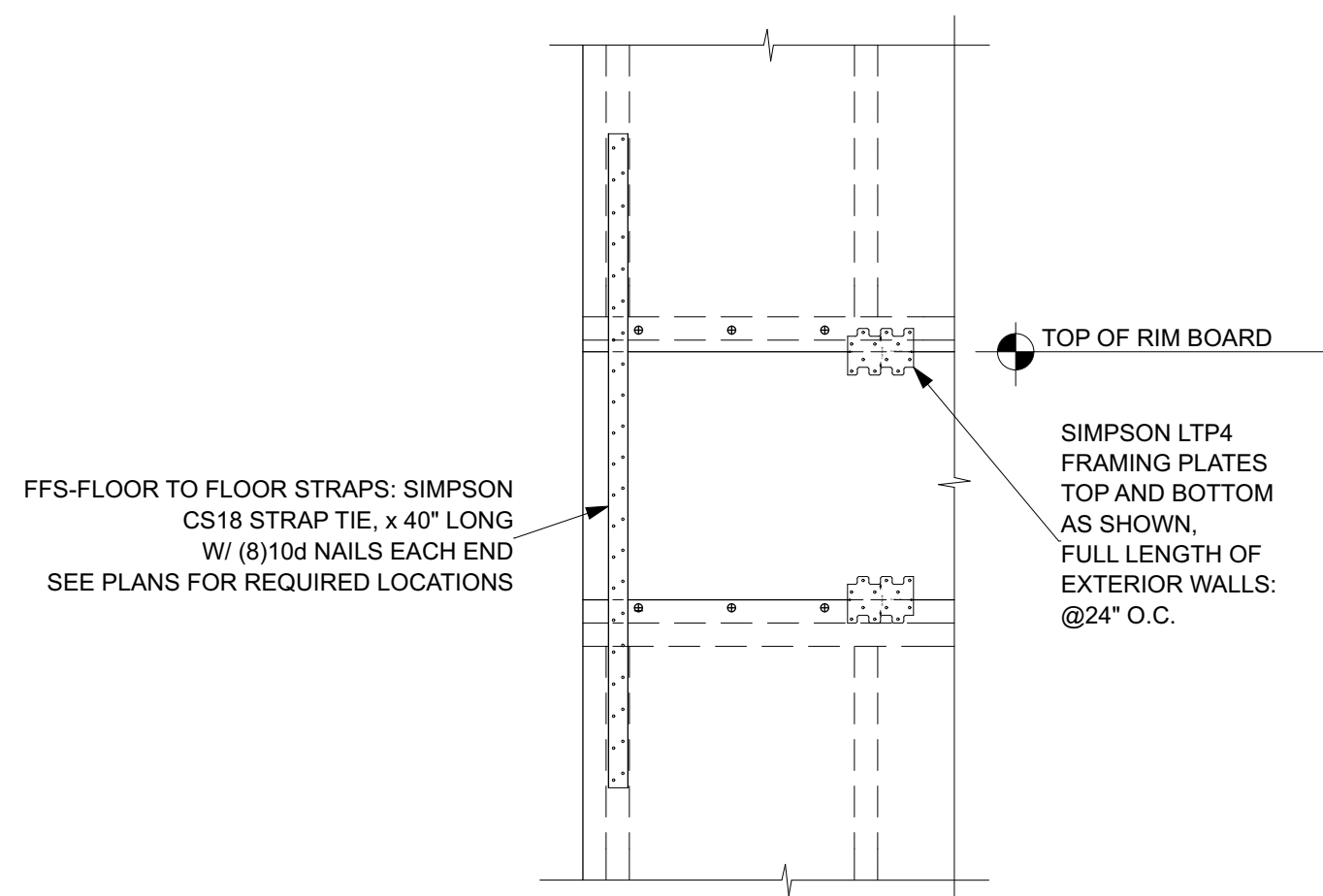
**1**  
A5.2  
SCALE: 1"=1'-0"



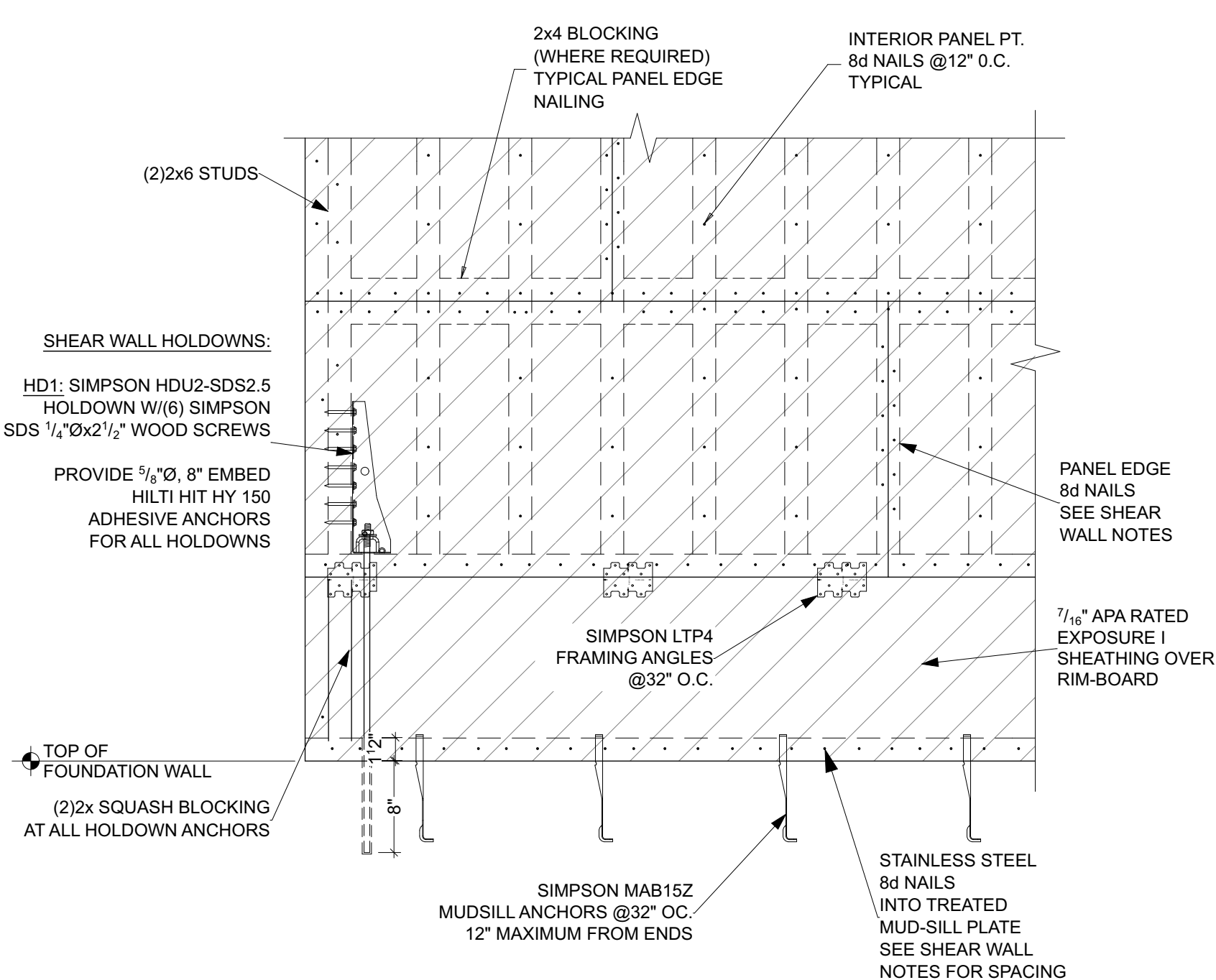
**2**  
A5.2  
SCALE: 1"=1'-0"



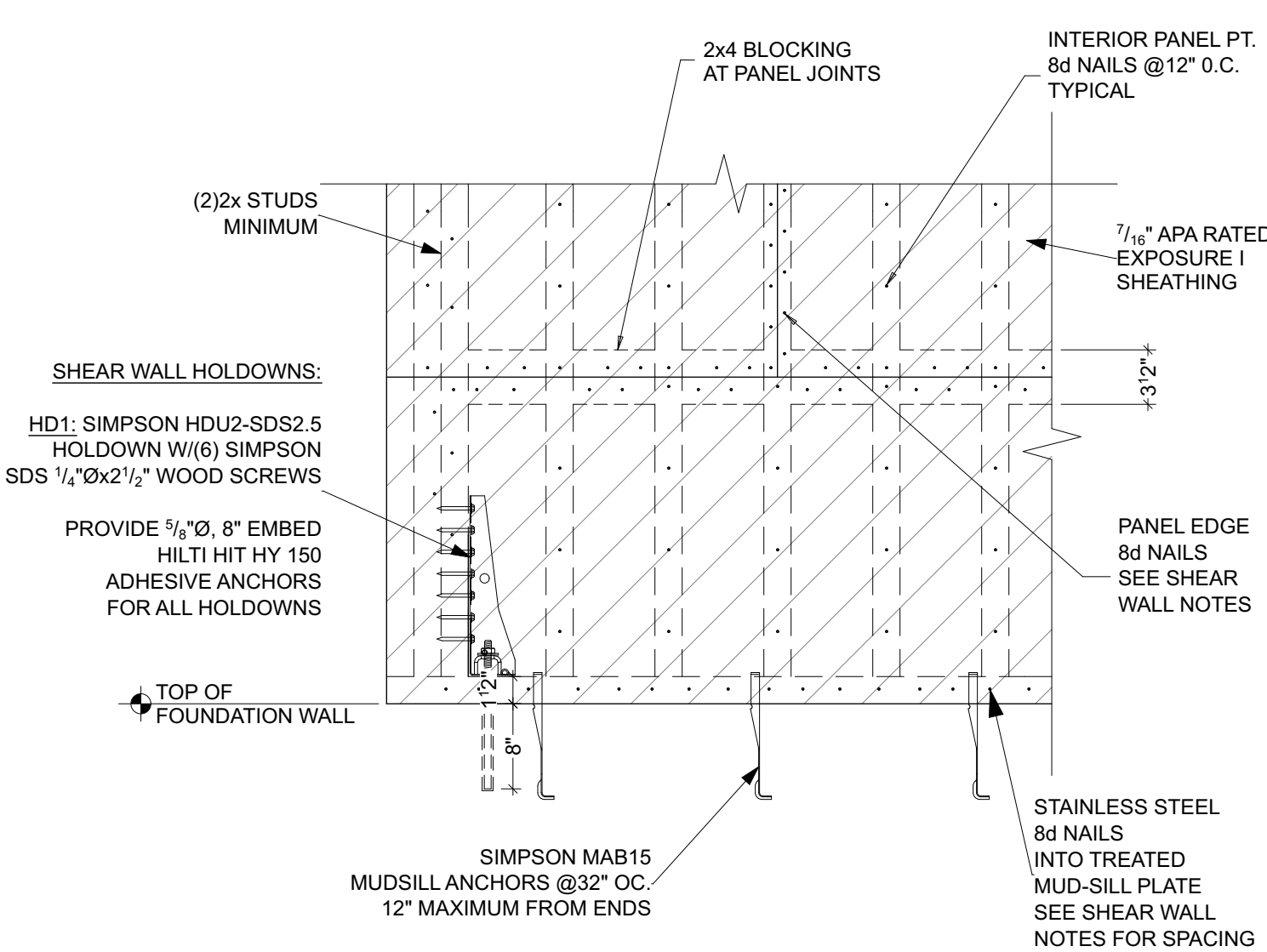
**3**  
A5.2  
SCALE: 1"=1'-0"



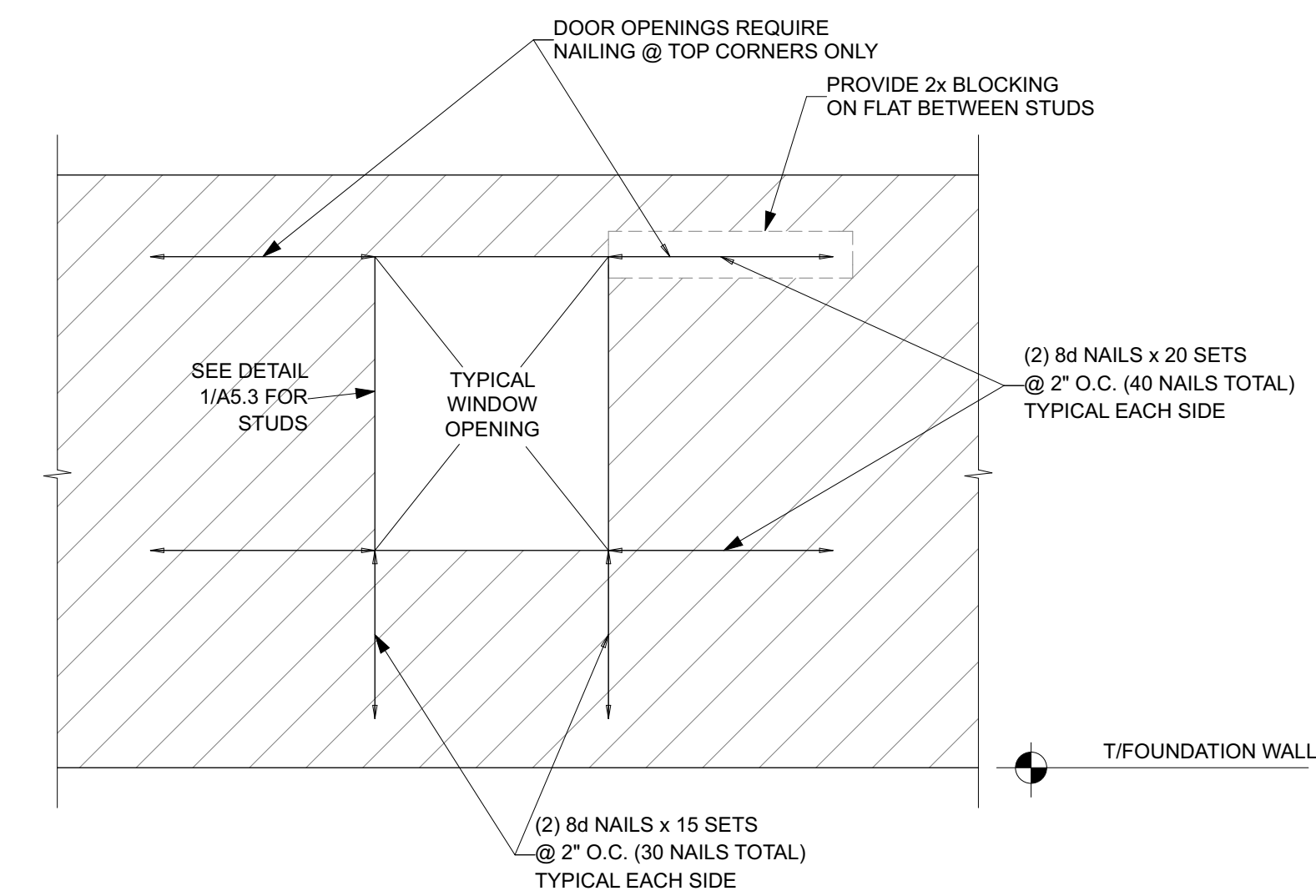
**4**  
A5.2  
SCALE: 1"=1'-0"



**5**  
A5.2  
SCALE: NOT TO SCALE



**6**  
A5.2  
SCALE: NOT TO SCALE



**7**  
A5.2  
SCALE: 1"=1'-0"





WEXLEY

<u>Main Level</u>	1,154 SF
<u>Upper Level</u>	1,294 SF
<u>Lower Level</u>	1,150 SF
<u>Bedrooms</u>	4
<u>Baths</u>	3 & 1 HALF

NOTICE OF COPYRIGHT :  
ALL CONTENT OF THIS DOCUMENT IS PROTECTED BY COPYRIGHT. USERS ARE PROHIBITED FROM MODIFYING, COPYING, DISTRIBUTING, TRANSMITTING, DISPLAYING, PUBLISHING, SELLING, LICENSING, CREATING DERIVATIVE WORK OR USING ANY CONTENT CONTAINED IN THIS DOCUMENT FOR PERSONAL, COMMERCIAL OR PUBLIC PURPOSES, EXCEPT WITH THE EXPRESSED WRITTEN PERMISSION OF VISBEEN ARCHITECTS, Inc. THE ARCHITECTURAL WORK AND COPYRIGHTED WORKS ARE GRANTED THRU THE LAWFUL PURCHASE OF THESE PLANS FOR THE CONSTRUCTION OF THIS RESIDENCE AND THEREFORE RESISTS THE USE OF THIS DOCUMENT TO ONE SINGULAR USE. UNAUTHORIZED USE OF ANY INTELLECTUAL PROPERTY OF VISBEEN ARCHITECTS, Inc., INCLUDING THE CREATION OF DERIVATIVE ARCHITECTURAL WORKS, IS ILLEGAL UNDER FEDERAL LAW

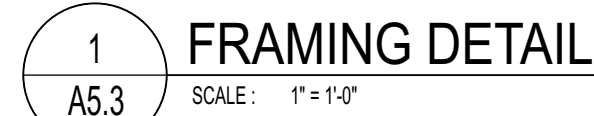
## Structural Details

STYLE :  
Contemporary

ISSUE DESCRIPTION :

**SINGULAR USE**

### A5.3







A5.4

6  
A5.4

FRAMING DETAIL

SCALE: 1" = 1'-0"





PROJECT :

WEXLEY

DESCRIPTION:

<u>Main Level</u>
1,154 SF
<u>Upper Level</u>
1,294 SF
<u>Lower Level</u>
1,150 SF
<u>Bedrooms</u>
4
<u>Baths</u>
3 & 1 HALF

NOTICE OF COPYRIGHT:

ALL CONTENT OF THIS DOCUMENT IS PROTECTED COPYRIGHT. USERS ARE PROHIBITED FROM MODIFYING, COPYING, DISTRIBUTING, TRANSMITTING, DISPLAYING, PUBLISHING, SELLING, LICENSING, OR OTHERWISE USING ANY WORK OR USING ANY CONTENT CONTAINED IN THIS DOCUMENT FOR PERSONAL, COMMERCIAL OR PUBLIC PURPOSES, EXCEPT WITH THE EXPRESSED WRITTEN PERMISSION OF VISBEN ARCHITECTS, Inc. THE ARCHITECTURAL WORKS AND COPYRIGHTED WORKS ARE GRANTED TO YOU BY THE PURCHASE OF THESE PLANS. THE CONSTRUCTION OF THE RESIDENCE AND THEREFORE RESTRICTS THE USE OF THIS DOCUMENT TO ONE SINGLE USE. UNAUTHORIZED USE OF INTELLECTUAL PROPERTY OF VISBEN ARCHITECTS, Inc. INCLUDING THE CONSTRUCTION OF DERIVATIVE ARCHITECTURAL WORKS IS ILLEGAL UNDER FEDERAL LAW.

SHEET TITLE :

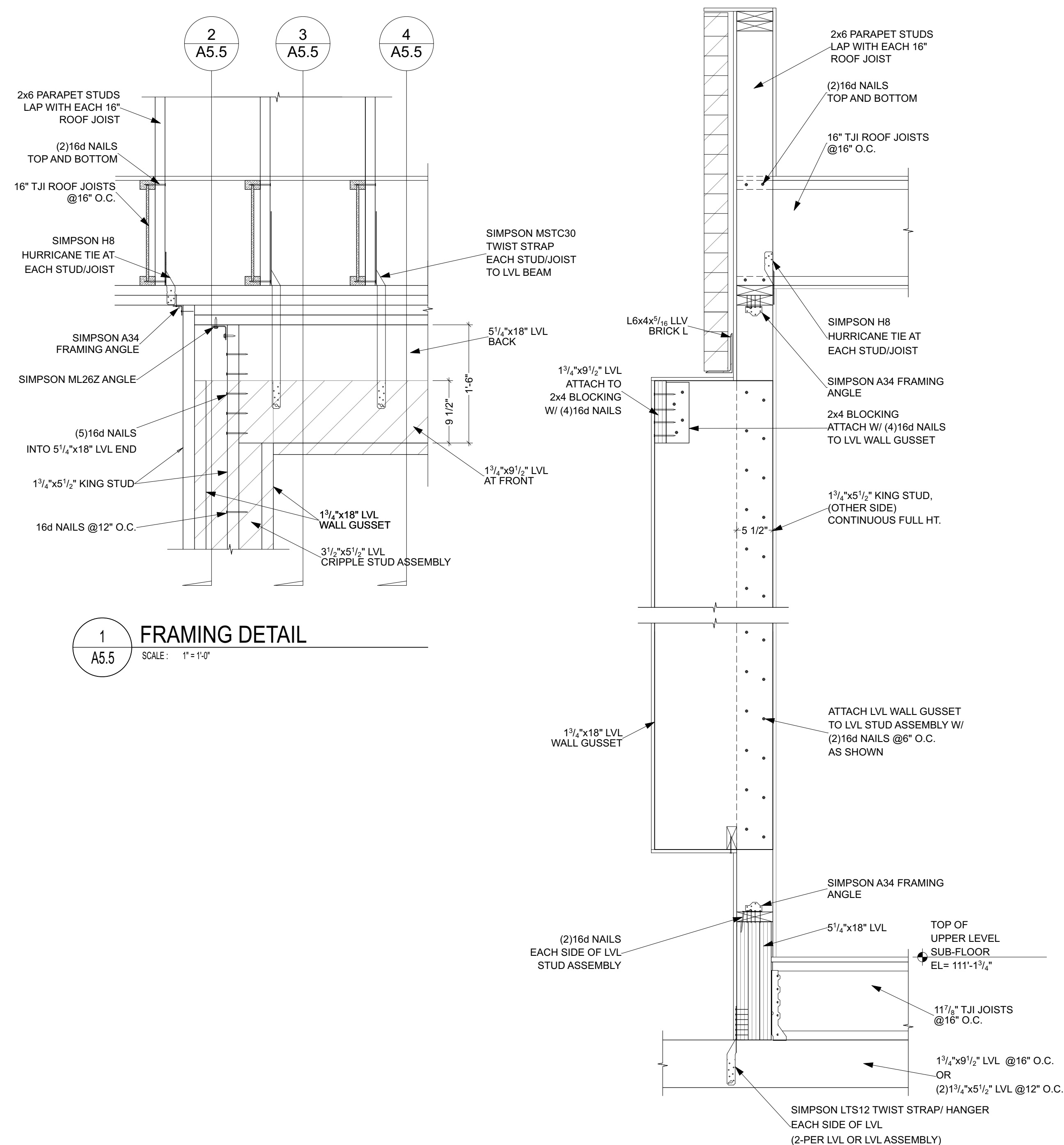
## Structural Details

STYLE :  
Contemporain

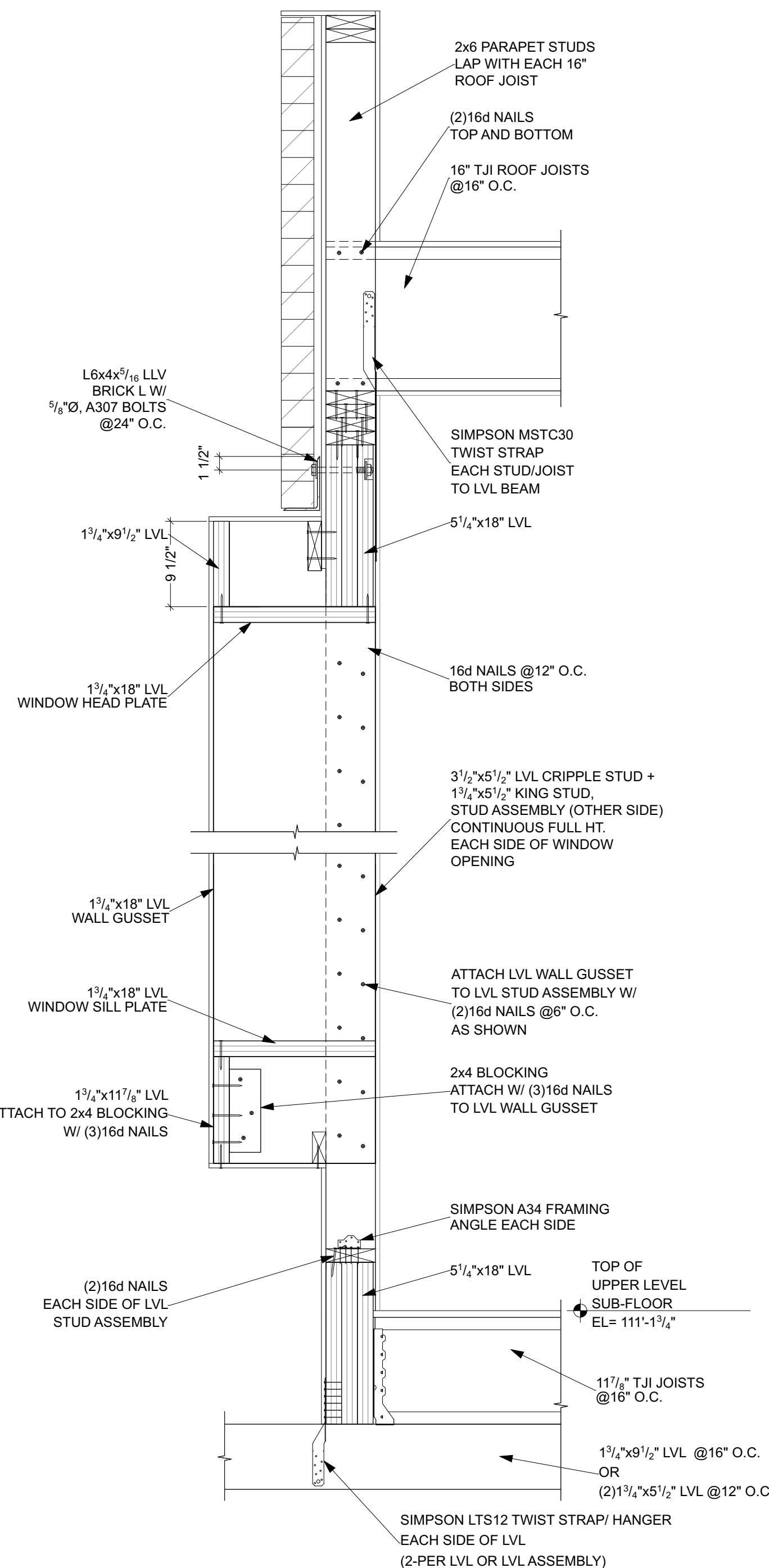
ISSUE DESCRIPTION :  
SINGULAR US

SHEET NO. :

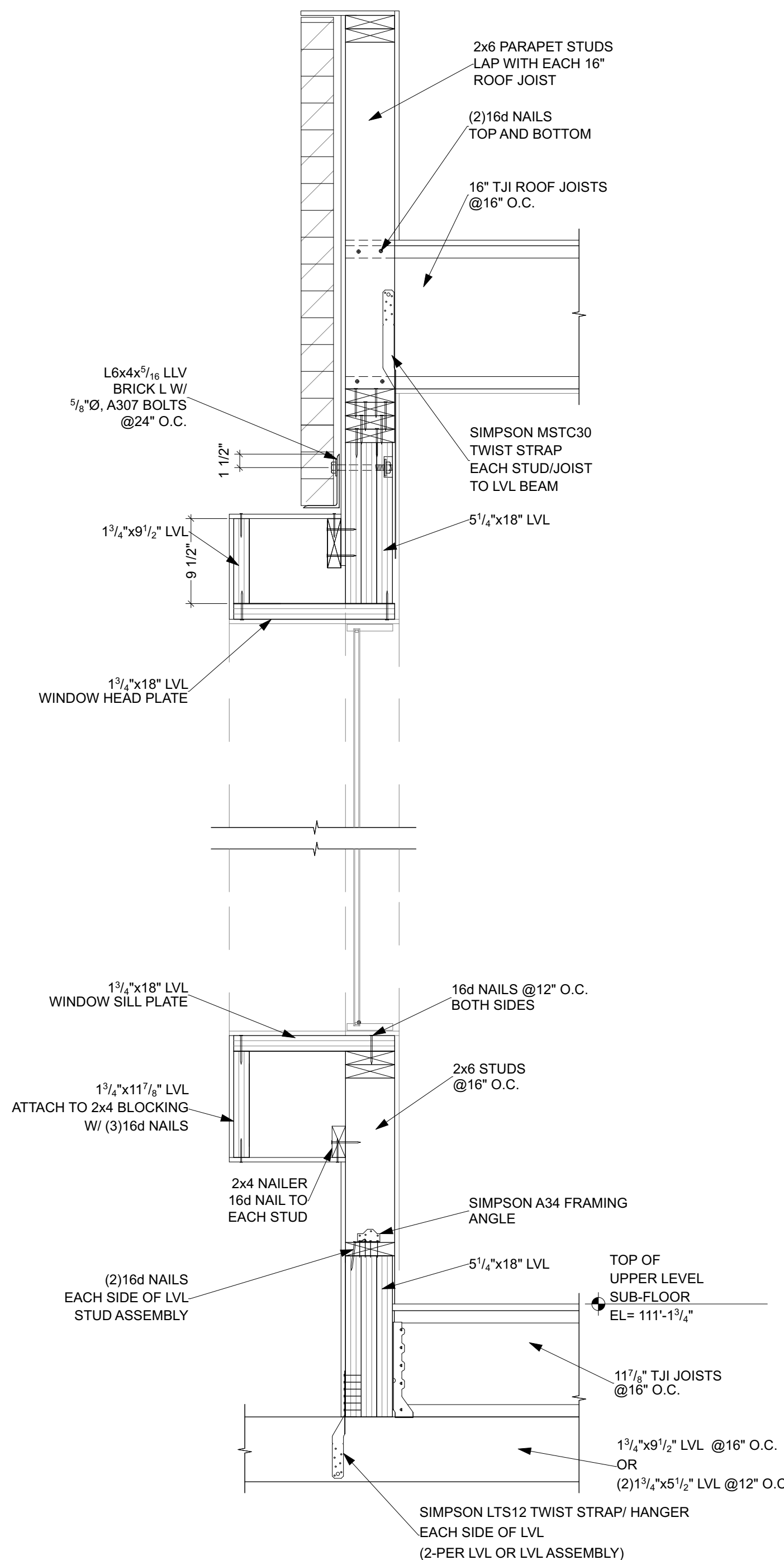
## A5.5



2 FRAMING DETAIL  
A5.5 SCALE: 1" = 1'-0"



## 3 FRAMING DETAIL



4 FRAMING DETAIL  
A5.5 SCALE: 1" = 1'-0"



## A5.6

7 FRAMING DETAIL  
A5.6 SCALE: 1" = 1'-0"